















































































ROUTER BITS & SET

ENGLISH EDITION 2026

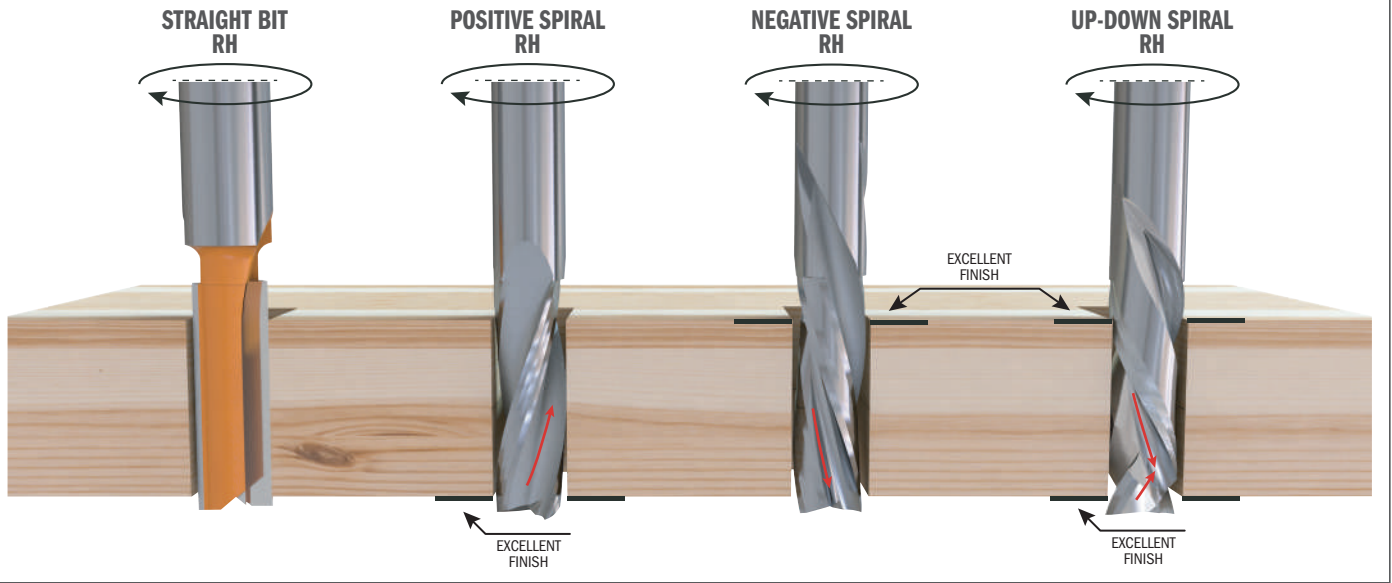
www.cmtorangetools.com

<p>UP & DOWN CUT SPIRAL</p>  <p>184</p>	<p>Z1 UPCUT SPIRAL</p>  <p>184</p>	<p>Z2 UP & DOWN CUT SPIRAL</p>  <p>185</p>	<p>STRAIGHT WITH CENTER TIP</p>  <p>186</p>
<p>STRAIGHT</p>  <p>187~189</p>	<p>STRAIGHT WITH THREADED SHANK</p>  <p>190</p>	<p>SPIRAL FOR ALUMINIUM AND PVC</p>  <p>191</p>	<p>STRAIGHT WITH INSERT KNIVES</p>  <p>192-193</p>
<p>MORTISING & HINGE</p>  <p>194-195</p>	<p>PATTERN</p>  <p>196</p>	<p>PATTERN WITH INSERT KNIVES</p>  <p>197</p>	<p>WEATHERSEAL</p>  <p>198</p>
<p>COMBINATION TRIMMER</p>  <p>198-199</p>	<p>COMBINATION TRIMMER WITH BEARING</p>  <p>199</p>	<p>FLUSH TRIM</p>  <p>200-201</p>	<p>SPIRAL FLUSH TRIM</p>  <p>202</p>
<p>FLUSH TRIM FOR LAMINATE</p>  <p>202-203</p>	<p>FLUSH TRIM WITH INSERT KNIVES</p>  <p>203</p>	<p>PATTERN/FLUSH WITH INSERT KNIVES</p>  <p>204</p>	<p>PANEL PILOT</p>  <p>205</p>
<p>RABBETING</p>  <p>206~208</p>	<p>RABBETING WITH INSERT KNIVES</p>  <p>207-208</p>	<p>KEYHOLE</p>  <p>209</p>	<p>T-SLOT</p>  <p>209</p>
<p>SCREW SLOT</p>  <p>210</p>	<p>FLOORING</p>  <p>210</p>	<p>SLOT CUTTERS & SETS</p>  <p>211~213</p>	<p>FLUTE AND BEAD</p>  <p>214</p>
<p>LOCK MITER</p>  <p>214-215</p>	<p>REVERSE GLUE JOINT</p>  <p>216</p>	<p>DRAWER LOCK</p>  <p>217</p>	<p>FLUTE AND BEAD</p>  <p>214</p>
<p>WINDOW SASH</p>  <p>218</p>	<p>REVERSE GLUE JOINT</p>  <p>216</p>	<p>GLASS DOOR SASH</p>  <p>219</p>	<p>FLUTE AND BEAD</p>  <p>214</p>
<p>V-TONGUE & GROOVE</p>  <p>221</p>	<p>REVERSE GLUE JOINT</p>  <p>216</p>	<p>EDGE BANDING</p>  <p>221</p>	<p>FLUTE AND BEAD</p>  <p>214</p>
<p>FINGER JOINT</p>  <p>220</p>	<p>DOVETAIL</p>  <p>222~224</p>	<p>60° LETTERING</p>  <p>225</p>	<p>BOWL & TRAY</p>  <p>225</p>
<p>V-GROOVING & LASER POINT</p>  <p>226~228</p>	<p>CHAMFER</p>  <p>229-230</p>	<p>CHAMFER WITH INSERT KNIVES</p>  <p>229</p>	<p>ROUND NOSE</p>  <p>231-232</p>

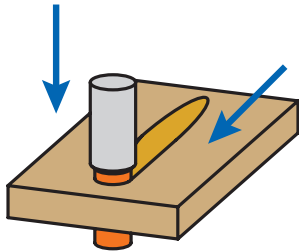
BALL END  232	COVE  233-234	OVOLO, BEADING AND ROUNDOVER  234~237	ROUNDOVER WITH INSERT KNIVES  235
DECORATIVE BEADING  238-239	OGEE & PROFILES  240-241	ADJUSTABLE ROUNDOVER  242	WAINSCOT PANELING  243
CORNER BEADING  243-244	BEAD & BULL NOSE  244	EDGE-FLUTING  245	
MOULDING SYSTEM  245		MOULDING  246~248	DOOR FINGER PULL  248-249
TABLE EDGE & HAND RAIL  250		VERTICAL RAISED PANEL  250	RAISED PANEL  254-255
RAIL & STILE SET  251~253		STILE & PANEL  256	SLOT CUTTER FOR STRIPLOX®  257
SOLID SURFACE - COUNTER TOP TRIM  257	SOLID SURFACE - ROUNDOVER  258-259	SOLID SURFACE - BEVEL  260	SOLID SURFACE - CUT & PLUG REPAIR SET  261
SOLID SURFACE - NO-DRIP/INLAY  262-263	SOLID SURFACE - WAVY JOINT  262	SOLID SURFACE - SINK & TRIM  264	ROUTER BIT SETS  265~275
STRAIGHT  277	PATTERN  278	FLUSH TRIM  278	ROUND NOSE  278
V-GROOVE  279	DECORATIVE  279	KEYHOLE  279	DOVETAIL  280
SLOT CUTTER  280	CHAMFER  280	RABBETING  281	COVE  281
OVOLO  281	ROUNDOVER & BEADING  282	OGEE  282	ROUTER BIT SETS  283

Routing Guide

CUTTING EDGE TYPE

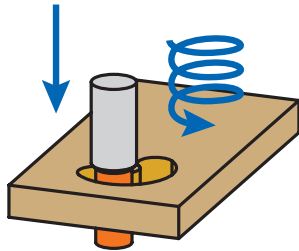


RECOMMENDED PLUNGING METHOD

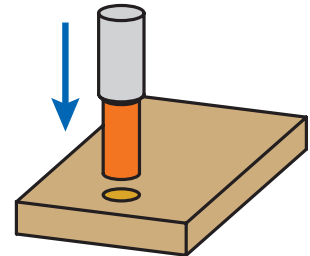


RAMP PLUNGING

These methods are recommended for sizing and grooving tools.



SPIRAL PLUNGING



AXIAL PLUNGING

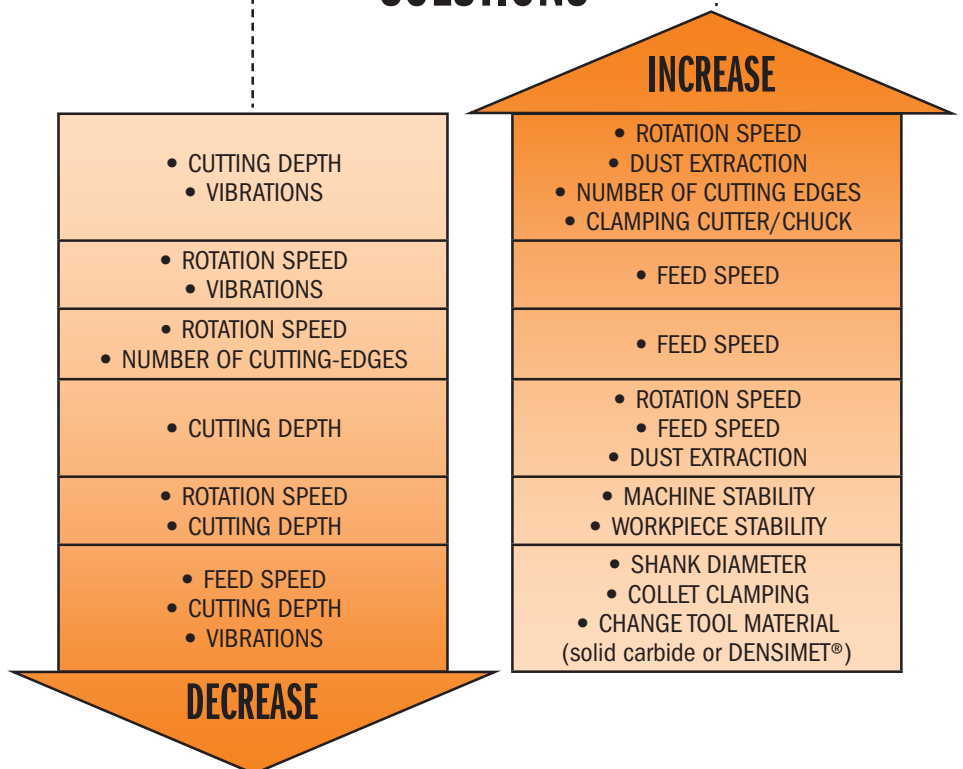
Router bits with mainly negative cutting shear angles, negative spiral, and router bits without plunging cutter are **NOT** suitable for axial plunging!

PROBLEM SOLVING

PROBLEM

BAD FINISHING
CUTTING EDGE WEAR
CUTTING EDGE BURNS
CUTTING EDGE DEBRIS
VIBRATIONS
CUTTER BREAKAGE

SOLUTIONS



WHAT'S THE SECRET TO FLAWLESS EDGE PROFILES WITH NO REWORK?

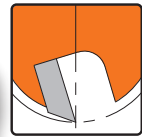
WOOD Magazine **Best Overall**
WOOD'S CHOICE 1994 ROUTER BITS

CMT Overall Rating **10!**
 Top Performing Router Bits




**MULTI-AXIS GRINDING
 CREATES A 3X LONGER
 LASTING MIRROR FINISH**

Each cutting edge is precisely sharpened to the micron, in order to produce a cutting angle, which is razor sharp, yet extremely durable.



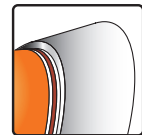
ANTI-KICKBACK DESIGN

Controls depth of cut and minimizes the chance of kickback, reducing your risk of injury.



SINTERHIP
HI-DENSITY INDUSTRIAL CHROME CARBIDE
SINTERHIP HI-DENSITY INDUSTRIAL CHROME CARBIDE

New process called SinterHIP (Hot Isostatic Pressing), helps prevent material failure and increases cutting life.



TRI-METAL BRAZING

Our Silver-Copper-Silver brazing protects the carbide tip when cutting harder wood or wood composites and reduces the chance of failed welds.



NON-STICK ORANGE SHIELD® COATING

Prevents bit from heating up, reduces pitch build-up, protects against corrosion and provides a longer bit life.



DELUXE PACKAGING




SUPERIOR HIGH-STRENGTH STEEL

We use high-quality, solid bar stock sourced from Switzerland, which provides exceptional resistance to fatigue and abrasion.

BUILDING THE WORLD'S FINEST CUTTING TOOLS

We built our foundations and reputation for high quality tools on the craftsman-like manufacturing of boring bits and router bits. Times have changed and current technology has completely altered the industry. As a result, our facilities have been newly renovated and our equipment today represents the most advanced technology available on the market. This allows us to continue to manufacture cutting tools with the skill and care that we always have.



DESIGN

We engineer all of our products with a purpose in mind. Years of developing high performance cutting tools means that our top-sellers are tried and true, the result of continued perfection of each design, but we don't stop there: new materials, new profiles and new methods continue to emerge everyday.

At CMT, our objective is to remain on the cutting edge of innovation so our technical department ensures to continually monitor market developments, incorporate state-of-the-art software and apply experience in the sector to designs tools that are worthy of the CMT brand.

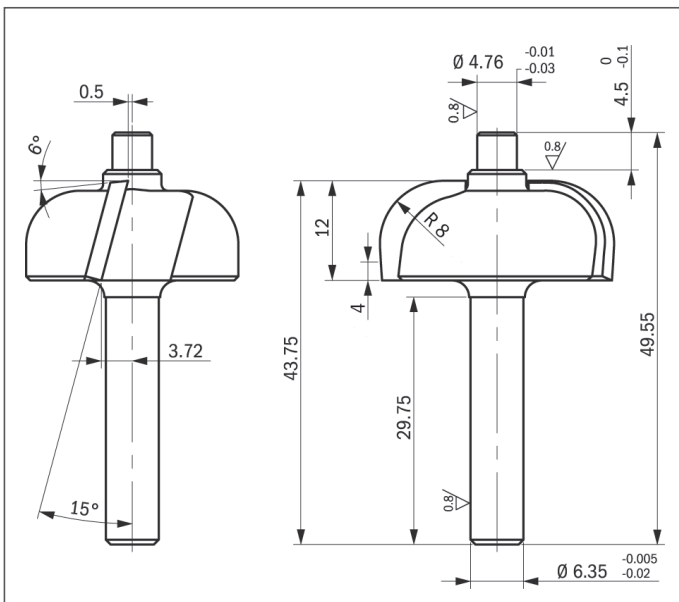
MATERIALS

Essentially, the main components of a router bit are just two: steel and carbide. If either of these is less than the best, the tool we make will show it.

We've researched steel and carbide since the beginning, and found exactly what we were looking for:

Superior Steel. Our steel is comes from right above the border in Switzerland where an exclusive hot drawing process is applied to forge the solid bar stock we use to manufacture our shanks and bodies.

The result? Steel that is superior in strength and exceptionally resistant to fatigue and abrasion.



High-Grade Tungsten Carbide. If steel is what gives our tools strength, carbide is what gives them intelligence. The capacity of the carbide tip to cut precisely and to last a long time is critical for the performance of any tool, so at CMT we use only premium micrograin carbide from Luxembourg to make the tips for our router bits.

MANUFACTURING

Turning, Milling and Cutting. Our biggest investment in recent years has been in upgrading production. Today, all machinery at CMT is fully automated. CNC machines run by specially trained operators who make sure that the shanks and bodies of our router bits and boring bits are accurate and perfectly balanced.




Heat Forged Steel Bodies for Large Diameter Bits. No router bits are exactly the same, sometimes not even in the way they are made. Certain bits require a few more steps than others, like heat forging the steel of larger diameter bits before turning it down into precise bit bodies. This extra step produces a radial grain orientation which gives large diameter bits extra strength and durability.

Brazing. We have pioneered the art of brazing. Not only does our unique custom-designed computerized brazing equipment help eliminate the inconsistencies found in old fashioned hand brazing, but our silver-copper-silver brazing 'sandwich' provides a tight bond between the steel and the carbide, with a shock absorbing effect to protect the carbide tips when cutting harder woods.

Specially Formulated Carbide for Specific Applications. You have to cut every kind material, so we make sure that our carbide tips can handle each individual job. This means specially formulating the carbide of each tool so that the compositions vary from being super hard (for tough cutting jobs like laminates) to being less hard (to absorb the impact when cutting large profiles) and everything in between.

Grinding and Sharpening. The final step in the production process is no different from the rest: sharpening and grinding are done to extreme precision on multi-axis CNC machines. Each bevel and angle is ground or sharpened to the micron, to produce a cutting edge that is both razor sharp yet extremely durable.



680°C in seconds - and the brazing is complete.

QUALITY CONTROL

Even the simplest of tasks can include a margin for error. However at CMT, we take measures to prevent this. We always manually check the quality of our tools at each step of the manufacturing process, and we still make test cuts with rail & stile bits to make sure the cut fits. However, now we also use a fully automatic measuring process that evaluates every part of the tool without actually coming into contact with it, to make sure that the tool dimensions are accurate and that the profiles conform precisely to technical specification. We also use this system to gauge the wear and tear on the CNC machines.



CMT's fully automatic measuring system.

Solid Carbide Spiral Bits

Thanks to the spiral cutting edge which stays in continuous contact with the workpiece, these bits provide smoother, chatter-free cutting action, unlike conventional bits which have intermittent contact with the workpiece. Unsurpassed performance and cleaner cuts in ordinary or difficult materials, softwood, hardwood, plywood, composites etc. This new range of spiral bits with 6 - 8 - 12mm and 6.35 - 12.7mm shanks allow them to be used with a CNC router and hand-held routers. **Excellent quality-price ratio!**

XTRME PERFORMANCE



EXTRA HARD
DLCS CHROME COATING
3X LONGER LIFE THAN UNCOATED

190.41 UPCUT & DOWNCUT SPIRAL - DLCS Chrome Coating

HWM Z2+2 Z3+3 RH

D mm	I mm	I ₁ Pos. mm	L mm	Z		ORDER NO. S=Ø8mm	ORDER NO. S=Ø9.53mm	ORDER NO. S=Ø10mm	ORDER NO. S=Ø12mm	ORDER NO. S=Ø12.7mm
8	32	7	80	2+2	10	190.080.41				
9.53	28.6	7	76.2	2+2	10		190.504.41			
10	32	7	80	2+2	10			190.100.41		
10	42	7	90	2+2	10			190.101.41		
12	42	7	90	2+2	10				190.120.41	
12	52	7	100	2+2	10				190.121.41	
12.7	25.4	12	76.2	2+2	10					190.505.41
12.7	28.6	12	76.2	2+2	10					190.506.41
12.7	34.9	12	88.9	2+2	10					190.507.41
12.7	41.3	12	101.6	2+2	10					190.508.41

UP & DOWNCUT MORTISING BITS

9.53	22.2	4.8	76.2	2+2	10		190.513.41			
9.53	25.4	5.2	76.2	3+3	10		190.813.41			
12	25	5.2	83	3+3	10				190.320.41	
12.7	22.2	5.2	76.2	2+2	10					190.515.41
12.7	34.9	5.2	88.9	2+2	10					190.517.41
12.7	28.5	6	76.2	3+3	10					190.815.41



190 UPCUT & DOWNCUT SPIRAL

HWM Z2+2 Z3+3 RH

D mm	I mm	I ₁ Pos. mm	L mm	Z		ORDER NO. S=Ø6.35mm	ORDER NO. S=Ø8mm	ORDER NO. S=Ø9.53mm	ORDER NO. S=Ø10mm	ORDER NO. S=Ø12mm	ORDER NO. S=Ø12.7mm
6.35	22.2	7	63.5	2+2	10	190.008.11					
8	32	7	80	2+2	10		190.080.11				
9.53	28.6	7	76.2	2+2	10			190.504.11			
10	32	7	80	2+2	10				190.100.11		
10	42	7	90	2+2	10				190.101.11		
12	42	7	90	2+2	10					190.120.11	
12	52	7	100	2+2	10					190.121.11	
12.7	25.4	12	76.2	2+2	10						190.505.11
12.7	28.6	12	76.2	2+2	10						190.506.11
12.7	34.9	12	88.9	2+2	10						190.507.11
12.7	41.3	12	101.6	2+2	10						190.508.11

UP & DOWNCUT MORTISING BITS

9.53	22.2	4.8	76.2	2+2	10			190.513.11			
9.53	25.4	5.2	76.2	3+3	10			190.813.11			
12	25	5.2	83	3+3	10					190.320.11	
12.7	22.2	5.2	76.2	2+2	10						190.515.11
12.7	34.9	5.2	88.9	2+2	10						190.517.11
12.7	28.5	6	76.2	3+3	10						190.815.11



198 UPCUT

HWM Z1 RH

D mm	I mm	L mm		ORDER NO. S=Ø6mm	ORDER NO. S=Ø6.35mm	ORDER NO. S=Ø8mm	ORDER NO. S=Ø12mm
3.18	12.7	50.8	10		198.001.11		
4.76	15.88	50.8	10		198.005.11		
6	22	60	10	198.060.11			
6.35	19.05	50.8	10		198.007.11		
6.35	25.4	63.5	10		198.008.11		
8	22	70	10			198.080.11	
8	32	80	10			198.081.11	
12	32	83	10				198.120.11



EXCELLENT FINISH

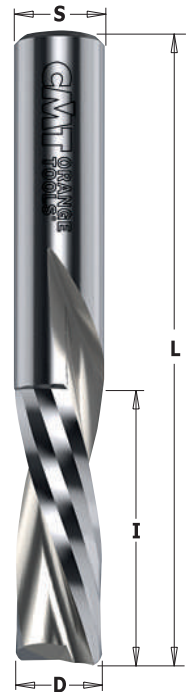
EXCELLENT FINISH



191 UPCUT SPIRAL



D mm	I mm	L mm		ORDER NO. S=Ø6mm	ORDER NO. S=Ø6.35mm	ORDER NO. S=Ø8mm	ORDER NO. S=Ø12mm	ORDER NO. S=Ø12.7mm
3	12	60	10	191.630.11		191.830.11		
3.18	12.7	50.8	10		191.001.11			
3.5	12	60	10	191.635.11				
3.97	12.7	50.8	10		191.003.11			
4	15	60	10	191.640.11		191.840.11		
4.76	19.05	50.8	10		191.005.11			
5	17	60	10	191.650.11		191.850.11		
6	27	70	10	191.060.11		191.860.11		
6.35	19.05	50.8	10		191.007.11			
6.35	25.4	63.5	10		191.008.11			
7	32	80	10			191.870.11		
7.94	25.4	76.2	10					191.501.11
8	22	70	10			191.080.11		
8	32	80	10			191.081.11		
8	42	90	10			191.082.11		
9	32	83	10				191.890.11	
9.53	31.75	82.5	10					191.503.11
10	32	80	10			191.800.11		
10	32	83	10				191.900.11	
10	42	90	10				191.901.11	
12	35	83	10			191.820.11	191.120.11	
12	42	90	10				191.121.11	
12	52	100	10				191.122.11	
12.7	31.75	76.2	10					191.505.11
12.7	38.1	88.9	10					191.506.11
12.7	50.8	101.6	10					191.507.11



192 DOWNCUT SPIRAL



D mm	I mm	L mm		ORDER NO. S=Ø6mm	ORDER NO. S=Ø6.35mm	ORDER NO. S=Ø8mm	ORDER NO. S=Ø12mm	ORDER NO. S=Ø12.7mm
3	12	60	10	192.630.11		192.830.11		
3.18	12.7	50.8	10		192.001.11			
3.97	12.7	50.8	10		192.003.11			
4	15	60	10	192.640.11		192.840.11		
4.76	19.05	50.8	10		192.005.11			
5	17	60	10	192.650.11		192.850.11		
6	27	70	10	192.060.11		192.860.11		
6.35	19.05	50.8	10		192.007.11			
6.35	25.4	63.5	10		192.008.11			
7.94	25.4	76.2	10					192.501.11
8	22	70	10			192.080.11		
8	32	80	10			192.081.11		
8	42	90	10			192.082.11		
9.53	31.75	82.5	10					192.503.11
10	32	80	10			192.800.11		
10	32	83	10				192.900.11	
12	35	83	10			192.820.11	192.120.11	
12.7	31.75	76.2	10					192.505.11
12.7	38.1	88.9	10					192.506.11
12.7	50.8	101.6	10					192.507.11



192.41 DLCS Chrome Coating (See page 299)





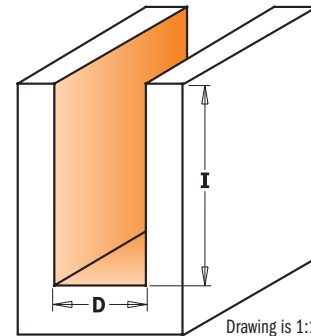
174 - 177 - 912

These industrial straight bits are made from stainless steel specifically created to withstand rigorous workloads on hand-held or CNC routers. The two lateral cutting edges allow you to execute any kind of plunge drilling and trimming jobs on solid, soft or hardwood, wood composite and plastic or laminated materials.

APPLICATION: - soft and hardwood and wood composite
- chipboard, MDF (laminated & melamine)
- plywood, veneer, ecc.

PLUNGE CENTRE TIP Z2+1

The special carbide-tipped cutting edge guarantees long-lasting performance compared to traditional bits.



Drawing is 1:1 scale

177

D mm	I mm	L mm		ORDER NO. S=Ø12mm
10	35	90	10	177.100.11
12	35	90	10	177.120.11
12	50	100	10	177.121.11
14	35	90	10	177.140.11
16	35	90	10	177.160.11
16	60	110	10	177.161.11
18	35	90	10	177.180.11
18	60	110	10	177.181.11
20	35	90	10	177.200.11
22	35	90	10	177.220.11
24	35	90	10	177.240.11
25	35	90	10	177.250.11
26	35	90	10	177.260.11
28	35	90	10	177.280.11
30	35	90	10	177.300.11
35	35	90	10	177.350.11

912

D mm	I mm	L mm		ORDER NO. S=Ø12mm
12	70	110	10	912.623.11

WARNING! Long cutting edges! Carefully make several shallow passes to prevent damaging the tool. The CMT warranty does not cover improper use of the tool.

PLUNGE CENTRE TIP Z2+1

The special carbide-tipped cutting edge guarantees long-lasting performance compared to traditional bits.




174

D mm	I mm	L mm		ORDER NO. S=Ø8mm
• 3	10	55	10	174.030.11
• 4	10	55	10	174.040.11
• 5	12	55	10	174.050.11
• 6	14	55	10	174.060.11
• 7	20	55	10	174.070.11
8	20	55	10	174.080.11
8	30	70	10	174.081.11
8	40	90	10	174.082.11
9	20	55	10	174.090.11
10	20	60	10	174.100.11
10	30	70	10	174.102.11
10	40	90	10	174.101.11
11	20	60	10	174.110.11
12	20	60	10	174.120.11
12	30	70	10	174.122.11
12	40	90	10	174.121.11
13	20	60	10	174.130.11
14	20	60	10	174.140.11
14	30	70	10	174.142.11
14	40	90	10	174.141.11
15	20	60	10	174.150.11
16	20	70	10	174.160.11
16	30	70	10	174.162.11
16	40	90	10	174.161.11
18	20	70	10	174.180.11
18	30	70	10	174.181.11
18	40	80	10	174.182.11
19	20	70	10	174.190.11
20	20	70	10	174.200.11
20	30	70	10	174.201.11
20	40	90	10	174.202.11
22	20	70	10	174.220.11
22	30	70	10	174.221.11
22	40	90	10	174.222.11
23.5	20	70	10	174.235.11
24	20	70	10	174.240.11
24	30	70	10	174.241.11
24	40	90	10	174.242.11
25	20	70	10	174.250.11
26	20	70	10	174.260.11
26	30	70	10	174.261.11
28	20	70	10	174.280.11
28	30	70	10	174.281.11
29	20	70	10	174.290.11
30	20	70	10	174.300.11
32	20	70	10	174.320.11

• HWM

Straight Bits - LONG SERIES



Z3 for Nesting

7/8/912

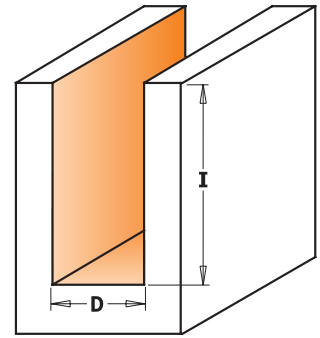
SAFETY PRECAUTIONS: never use damaged or worn bits. Always work at the recommended proper feed rate without forcing the bit. Pay particular attention when making the initial cut with a small diameter bit. For best results when working with small diameter bits, make the cut in more than one pass.

The sharpened cutting edge is perfect for short plunging operations



BULK PACK 10 PCS.

HWM HW Z2 Z3 RH



Drawing is 1:1 scale

• HWM

D mm	I mm	L mm		ORDER NO. S=Ø6mm	ORDER NO. S=Ø6.35mm	ORDER NO. S=Ø8mm	ORDER NO. S=Ø10mm	ORDER NO. S=Ø12mm	ORDER NO. S=Ø12.7mm
• 3	11	60	10	712.030.11					
• 3.2	12.7	50.8	10		812.032.11				
• 4	12	60	10	712.040.11					
• 5	18	60	10	712.050.11					
• 6	25.4	60	10	712.060.11	812.060.11	912.060.11			
• 6.35	25.4	60	10		812.064.11				
• 8	31.7	60	10	712.080.11	812.080.11	912.080.11			
• 8	31.7	75	10					912.580.11	
9	31.7	75	10					912.590.11	
9.5	31.7	63.5	10		812.095.11				
9.5	31.7	73	10						812.595.11
10	31.7	60	10	712.100.11	812.100.11	912.100.11			
10	31.7	70	10						812.600.11
10	31.7	74	10					912.600.11	
11.1	31.7	82.5	10						812.611.11
12	31.7	60	10	712.120.11	812.120.11	912.120.11			
12	31.7	70	10						812.620.11
12	38.1	95	10					912.621.11	812.621.11
12	50.8	108	10					912.622.11	
12.7	31.7	70	10		812.127.11	912.127.11			
12.7	38.1	95	10						812.627.11
12.7	50.8	108	10						812.628.11
12.7	63.5	111	10						812.629.11
14	31.7	60	10	712.140.11	812.140.11	912.140.11			
14	31.7	70	10					912.640.11	
15	31.7	66	10	712.150.11	812.150.11	912.150.11			
15	31.7	70	10					912.650.11	
15.8	31.7	70	10		812.158.11				
16	31.7	66	10	712.160.11	812.160.11	912.160.11			
16	31.7	70	10					912.660.11	812.660.11
18	38.1	80	10					912.681.11	
19	38.1	82.5	10					912.690.11	812.690.11
19	50.8	92	10					912.691.11	812.691.11
20	38.1	80	10					912.701.11	
22	38.1	80	10					912.721.11	
BULK PACK 10 PCS.									
6.35	25.4	60			812.064.11-X10				
12.7	50.8	108							812.628.11-X10
FOR INDUSTRIAL NESTING APPLICATION [Z3] - DLCS CHROME LONG-LIFE COATING									
• 6	21	73	10					912.561.11	
• 6	26	73	10					912.560.11	
• 6.35	26	73	10						812.564.11
• 8	21	73	10					912.582.11	
• 8	28.7	76	10					912.581.11	812.581.11
• 8	32	76	10					912.583.11	
• 10	21	75	10				912.610.11		
• 10	32	75	10				912.611.11		

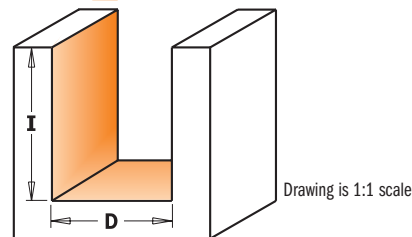
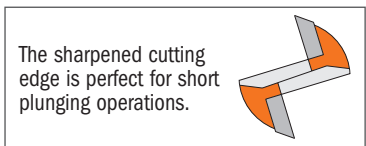
Straight Bits

HWM HW Z1 Z2 RH

7/8/911

If you are looking to get the most out of your time and money through more efficient production, but want nothing This double edged cutter is made of special FATIGUE-PROOF® steel and micrograin carbide to withstand even the heaviest of workloads. The surface is protected with our trademark orange non-stick PTFE coating to help keep the bit from collecting resin, pitch and other residue.

Every bit is subject to strict quality tests to guarantee perfect cutting tolerance, balance and concentricity. You can also count on exceptional swarf removal to allow cleaner and more constant cutting. CMT bits are perfect for industrial scale production using a variety of materials such as plywood, composites and natural woods.



• HWM

The sharpened cutting edge is perfect for short plunging operations.

BISCUIT JOINT
7/8/911.040.11

INTERLOCKING JOINT

TONGUE AND GROOVE JOINT

RIGHT-ANGLE JOINT

MORTISE AND TENON

RABBET

FINGER JOINT

Plywood Groove Set

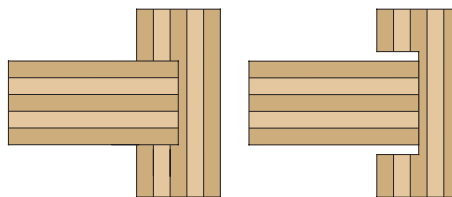
811

HWM HW Z2 RH

These groove bits are specifically designed to rout grooves and dadoes for joints in plywood. This means they match the true thickness of the material, producing tight, accurate joints. Use our 18.2mm bit for 19mm plywood, 12.3mm bit for 12.7mm plywood and our 6mm bit for 6.35mm plywood. No gaps. No sloppy joints. No worries! These money-saving 3-bit sets are available with 12.7mm or 6.35mm shanks.

EXAMPLE SHOWN IN 12.7MM THICK PLYWOOD

This joint is made with the CMT 12.3mm straight bit for 12.7mm plywood. Notice the precise fit - no gaps.



This joint is made with a regular 12.7mm straight bit for 12.7mm plywood. Notice the extra space and poor joint fit.




DESCRIPTION	ORDER NO. S=Ø6.35mm	ORDER NO. S=Ø12.7mm
Plywood Groove Set (Ø6 - Ø12.3 - Ø18.2mm)	5 811.001.11	811.501.11

Straight Bits - SHORT SERIES

D mm	I mm	L mm		ORDER NO. S=Ø6mm	ORDER NO. S=Ø6.35mm	ORDER NO. S=Ø8mm	ORDER NO. S=Ø12mm	ORDER NO. S=Ø12.7mm
• 2*	4	45	10	711.020.11	811.020.11			
• 3	8	45	10	711.030.11	811.030.11			
• 3	8	50	10			911.030.11		
• 3	8	58.3	10				911.530.11	
• 3.2	9.5	45	10		811.032.11			
• 4	10	58.3	10				911.540.11	
• 4	10	45	10	711.040.11	811.040.11			
• 4	10	50	10			911.040.11		
• 4.75	12.7	50.8	10		811.047.11			
• 5	12	50	10	711.050.11	811.050.11	911.050.11		
• 5	12	58.3	10				911.550.11	
• 6	16	50	10	711.060.11	811.060.11	911.060.11		
• 6	19	63.5	10				911.560.11	811.560.11
• 6.35	19	50.8	10		811.064.11			
• 6.35	19	57.2	10		811.065.11			
• 6.35	19	63.5	10					811.564.11
• 7	18	49	10	711.070.11	811.070.11	911.070.11		
• 7	18	63.5	10				911.570.11	
• 7.6	20	50	10			911.076.11		
• 8	20	50.8	10	711.080.11	811.080.11	911.080.11		
• 8	25.4	70	10		811.081.11			
• 8	25.4	70	10					811.581.11
9	20	48	10	711.090.11		911.090.11		
9.5	19	50.8	10		811.095.11			
9.5	25.4	63.5	10		811.096.11			
9.5	25.4	66.7	10					811.595.11
10	20	48	10	711.100.11	811.100.11	911.100.11		
10	25.4	63.5	10					811.600.11
11	20	48	10	711.110.11		911.110.11		
12	20	50	10	711.120.11	811.120.11	911.120.11		
12	25.4	63.5	10				911.620.11	811.620.11
12.3	25.4	57.2	10		811.123.11			
12.3	25.4	63.5	10					811.623.11
12.7	19	57.2	10		811.127.11			
12.7	25.4	66.7	10					811.627.11
12.7	31.7	76.2	10					811.628.11
13	20	57	10	711.130.11		911.130.11		
14	20	50	10	711.140.11	811.140.11	911.140.11		
14.2	14.2	57.2	10		811.142.11			
15	20	57.2	10	711.150.11	811.150.11	911.150.11		
15.8	19	66.7	10		811.158.11			
15.8	25.4	63.5	10					811.660.11
16	20	57.2	10	711.160.11	811.160.11	911.160.11		
16	25.4	63.5	10					811.661.11
17	20	50	10	711.170.11				
17	20	52	10			911.170.11		
18	20	52	10	711.180.11	811.180.11	911.180.11		
18.2	25.4	57.2	10		811.182.11			
18.2	25.4	63.5	10					811.682.11
19	20	57.2	10	711.190.11	811.191.11	911.190.11		
19	25.4	63.5	10					811.690.11
19.85	25.4	59	10					811.700.11
20	20	50	10	711.200.11	811.200.11	911.200.11		
22	20	57.2	10	711.220.11	811.220.11	911.220.11		
24	20	50	10	711.240.11		911.240.11		
25	20	50	10	711.250.11		911.250.11		
25.4	19	50.8	10		811.254.11			
25.4	31.7	76.2	10					811.754.11
28.5	31.7	76.2	10					811.785.11

new

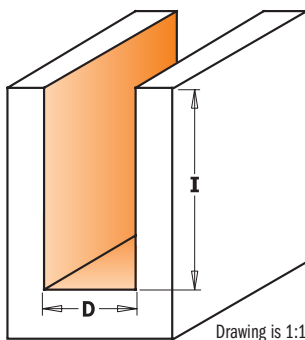
• HWM
* Z1



TECHNICAL DETAILS:

- Strength steel.
- 2 HW alternating precision ground cutting edges [Z2+1].

APPLICATION: ideal for groovework in solid wood, wood composites and laminates. Can be used on machining centres, CNC routers and hand-held routers equipped with chucks or adaptors.



Drawing is 1:1 scale


170 - 171 - 180 - 181



D mm	I mm	L mm		ORDER NO. S=M12x1
6	18	60	1	170.060.11
8	23	60	1	170.080.11
10	23	60	1	170.100.11 ■
12	23	60	1	170.120.11
14	23	60	1	170.140.11
15	25	60	1	170.150.11
16	25	60	1	170.160.11
18	25	60	1	170.180.11
20	25	60	1	170.200.11
22	25	60	1	170.220.11
24	25	60	1	170.240.11
25	25	60	1	170.250.11
26	25	60	1	170.260.11
30	25	60	1	170.300.11
35	25	60	1	170.350.11
8	35	67	1	171.080.11
10	35	67	1	171.100.11
12	35	67	1	171.120.11
14	35	67	1	171.140.11
16	35	67	1	171.160.11
18	35	67	1	171.180.11
20	35	67	1	171.200.11
22	35	67	1	171.220.11
12	45	77	1	180.120.11
16	45	77	1	180.160.11
18	45	77	1	180.180.11
20	45	77	1	180.200.11
16	60	92	1	181.160.11
20	60	92	1	181.200.11

■ While supplies last

173 - 182



TECHNICAL DETAILS:

- Strength steel.
- 2 HW alternating precision ground cutting edges [Z2+1].


D mm	I mm	L mm		ORDER NO. S=M10x1,5
6	14	50	1	173.060.11
10	22	52	1	173.100.11
12	22	52	1	173.120.11
14	25	52	1	173.140.11
15	25	52	1	173.150.11
16	25	52	1	173.160.11
18	25	52	1	173.180.11
20	25	52	1	173.200.11
22	25	52	1	173.220.11
25	25	52	1	173.250.11
30	25	52	1	173.300.11
8	35	67	1	182.080.11
10	35	67	1	182.100.11
12	35	67	1	182.120.11
14	35	67	1	182.140.11
16	45	77	1	182.160.11
18	45	77	1	182.180.11
20	45	77	1	182.200.11

Z2 - Solid Carbide UPCUT Spiral Bits for Aluminium and PVC



186

MIRROR FINISH **HWM** **Z2** **RH** 

D mm	I mm	L mm	S mm		ORDER NO. Rotazione Destra
4	10	60	6	10	186.640.11
5	12	60	6	10	186.650.11
6	15	60	6	10	186.060.11
8	20	60	8	10	186.080.11
10	22	72	10	10	186.100.11
12*	25	83	12	10	186.120.11
14*	25	82	14	10	186.140.11
16*	25	82	16	10	186.160.11




Download working parameters for **186** bits

* with seat for seeger retention ring (not included)

TECHNICAL DETAILS:
 - Premium quality HWM.
 - 2 spiral cutting edges [Z2].
 - Extra-fine finish.
 - Upward chip ejection.


APPLICATION: used for **plunging, routing and trimming** on plastic and aluminum at high feed speed. Can be used on machining centers, point to point machines, CNC routers and **hand held routers** equipped with chucks.

Z1 - Spiral Bits POSITIVE for Aluminium and PVC

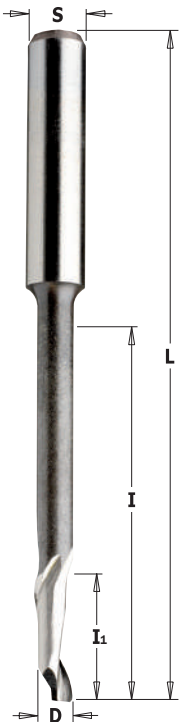


188 5% CO HSS SPIRAL BITS

HSS **Z1** **RH**


D mm	I mm	L mm		ORDER NO. S=Ø8mm
3	12	60	50	188.030.51
4	12	60	50	188.040.51
4	40	100	1	188.041.51
5	14	60	50	188.050.51
5	40	100	1	188.051.51
6	14	60	50	188.060.51
6	40	100	1	188.061.51
7	14	60	50	188.070.51
8	14	80	50	188.080.51
8	40	100	1	188.081.51
9	14	80	50	188.090.51
10	14	80	50	188.100.51
12	14	80	50	188.120.51

Suggested **MAX RPM 12.000**



189 5% CO HSS SPIRAL BITS FOR HIGH CUTTING DEPTH

HSS **Z1** **RH**

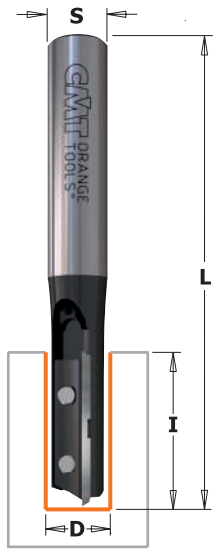
D mm	I mm	I ₁ mm	L mm	S mm		ORDER NO.
4	45	16	90	8	1	189.040.51
5	35	18	80	8	50	189.050.51
5	35	14	120	8	1	189.051.51
5	55	16	90	8	1	189.052.51
6	45	16	90	8	1	189.060.51
8	68	14	100	8	1	189.080.51
8	55	14	80	8	50	189.081.51
10	95	14	120	10	1	189.100.51
10	70	30	100	10	1	189.101.51

Suggested **MAX RPM 12.000**

TECHNICAL DETAILS:
 - 5% Co premium solid HSS.
 - 1 upcut spiral cutting edge.
 - Upward chip ejection.

APPLICATION: for **plunging, routing and trimming** aluminium profiles, plastics with superb efficiency and high feed speed. Can be used on machining centres, **aluminium copy routers, CNC and hand-held routers** equipped with chucks or adaptors.

Straight Bits with Insert Knives



651 - 652

Straight router bit with one replaceable mini knife and fixing wedge. Radial and axial groove for better and safe knife insertion. For finishing, routing and grooving in board materials (DTD laminated, MDF and hardwood). For use on portable routers or CNC machining centres.

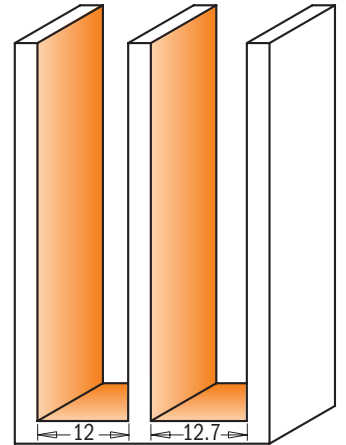
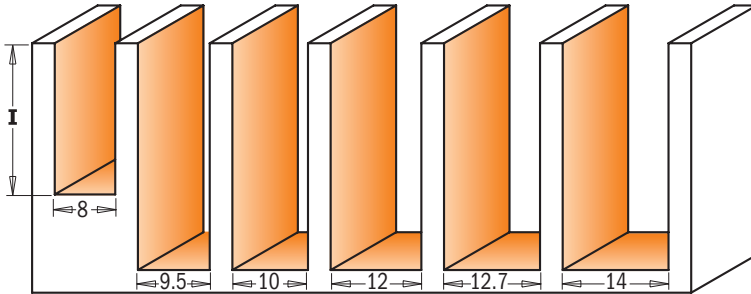
SAFETY TIPS



The **TW-006** Torque Screwdriver is recommended for the proper fastening of screws (see page 421).

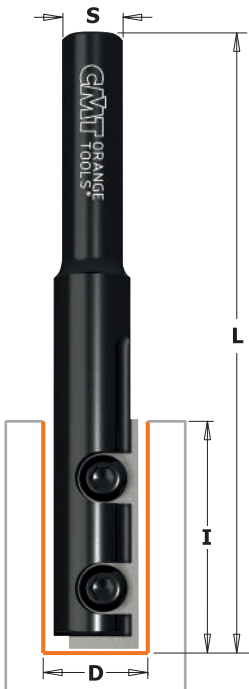


Drawing is 1:1 scale



D mm	I mm	L mm		ORDER NO. S=Ø6.35mm	ORDER NO. S=Ø8mm	ORDER NO. S=Ø12mm	ORDER NO. S=Ø12.7mm	Spare parts			
8	20	60	10	651.079.11				790.200.01	651.999.01	990.070.00	991.074.00
8	20	60	10		651.080.11			790.200.01	651.999.01	990.070.00	991.074.00
8	20	67	10			651.081.11		790.200.01	651.999.01	990.070.00	991.074.00
10	30	70	10		651.100.11			790.300.01	651.999.02	990.071.00	991.063.00
10	30	80	10			651.101.11	651.701.11	790.300.01	651.999.02	990.071.00	991.063.00
12	30	70	10		651.120.11			790.300.01	651.999.02	990.071.00	991.063.00
12	30	80	10			651.121.11	651.721.11	790.300.01	651.999.02	990.071.00	991.063.00
12	50	103	10			652.121.11	652.621.11	790.500.01	651.999.03	990.016.00	991.060.00
12.7	30	80	10				651.727.11	790.300.01	651.999.02	990.071.00	991.063.00
12.7	50	103	10				652.628.11	790.500.01	651.999.03	990.016.00	991.060.00
14	30	73	10		651.140.11			790.300.01	651.999.02	990.071.00	991.063.00

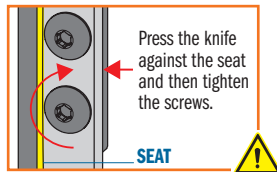
Straight Bits with Insert Knives for Laminates



652

Straight trimmer bits with one replaceable knife fixed by a TORX® screw. A smart economical solution best suited for specialized applications requiring low downtime. The 29.5x9x1.5mm knives provide a 40mm cutting length by making multiple passes. For routing trimming and grooving on board materials (laminated chipboard, worktop panels and MDF). For use on portable routers.

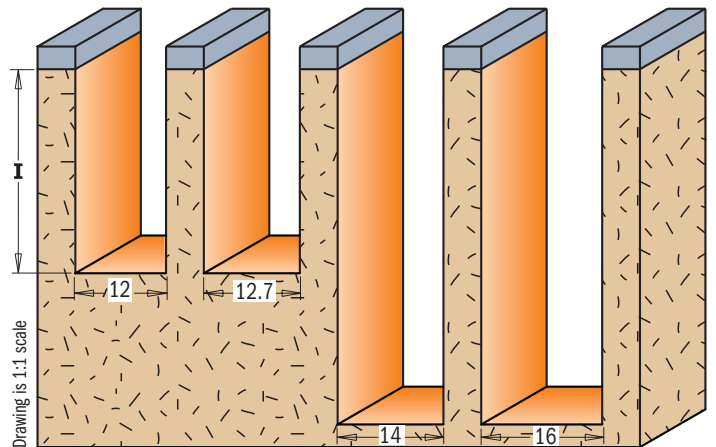
CORRECT KNIFE POSITIONING



SAFETY TIPS



The **TW-006** Torque Screwdriver is recommended for the proper fastening of screws (see page 421).



D mm	I mm	L mm		ORDER NO. S=Ø8mm	ORDER NO. S=Ø12mm	ORDER NO. S=Ø12.7mm	Spare parts		
12	29.5	79	10	652.120.11			790.295.09	990.072.00	991.061.00
12	39.5	90	10	652.122.11			790.395.09	990.072.00	991.061.00
12.7	29.5	89	10			652.627.11	790.295.09	990.072.00	991.061.00
14	50	96	10		652.141.11		790.500.09	990.072.00	991.061.00
16	50	96	10		652.161.11		790.500.09	990.072.00	991.061.00

Straight Bits with Insert Knives



653

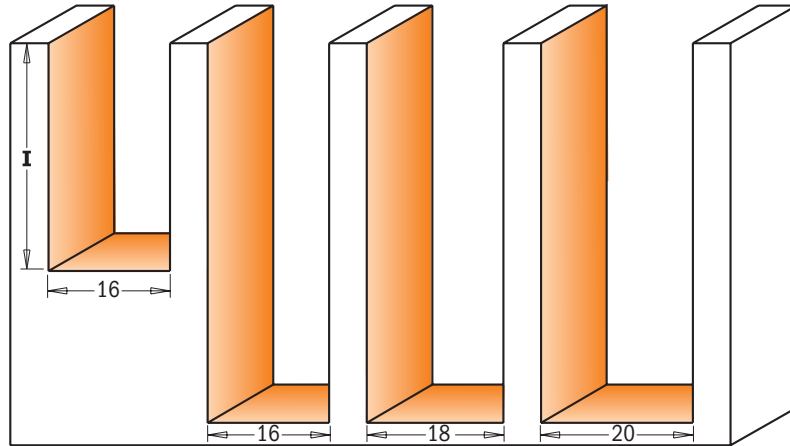
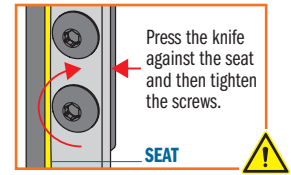
Straight router bits with a replaceable plunging knife and side knife fixed by a special TORX® screw. The tool bodies are precisely balanced. For finishing, routing, plunging and grooving on board materials (laminated chipboards and MDF) and hardwood. For use on portable routers or CNC machining centres.

SAFETY TIPS

The **TW-006** Torque Screwdriver is recommended for the proper fastening of screws (see page 421).



CORRECT KNIFE POSITIONING



Drawing is 1:1 scale

D mm	I mm	L mm		ORDER NO. S=Ø8mm	ORDER NO. S=Ø12mm	ORDER NO. S=Ø12.7mm	ORDER NO. S=Ø20mm	Spare parts												
15.8	28.3	92	10			653.158.11									790.283.12	990.074.00	990.075.00	790.075.00	990.072.00	991.061.00
16	28.3	82	10	653.160.11				790.283.12	990.074.00	990.075.00	790.075.00	990.072.00	991.061.00	991.061.00	790.283.12	990.074.00	990.075.00	790.075.00	990.072.00	991.061.00
16	28.3	92	10		653.161.11		653.661.11	790.283.12	990.074.00	990.075.00	790.075.00	990.072.00	991.061.00	991.061.00	790.283.12	990.074.00	990.075.00	790.075.00	990.072.00	991.061.00
16	48.3	111.5	10		653.162.11		653.662.11	790.483.12	990.074.00	990.075.00	790.075.00	990.072.00	991.061.00	991.061.00	790.483.12	990.074.00	990.075.00	790.075.00	990.072.00	991.061.00
18	48.3	111.5	10				653.681.11	790.483.12	990.074.00	990.075.00	790.075.00	990.072.00	991.061.00	991.061.00	790.483.12	990.074.00	990.075.00	790.096.00	990.072.00	991.061.00
20	48.3	111.5	10				653.701.11	790.483.12	990.074.00	990.075.00	790.096.00	990.072.00	991.061.00	991.061.00	790.483.12	990.074.00	990.075.00	790.096.00	990.072.00	991.061.00

Straight Bits with Insert Knives

655



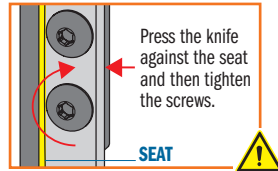
654



Drawing is 1:1 scale

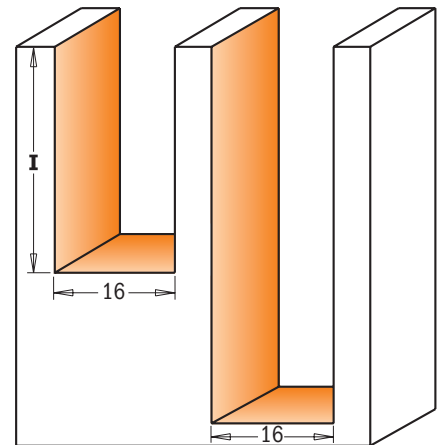
For finishing, routing, plunging and grooving on board materials (laminated chipboards and MDF) and hardwood. For use on portable routers, **point to point**, or CNC centres.

CORRECT KNIFE POSITIONING



SAFETY TIPS

The **TW-006** Torque Screwdriver is recommended for the proper fastening of screws (see page 421).



Drawing is 1:1 scale

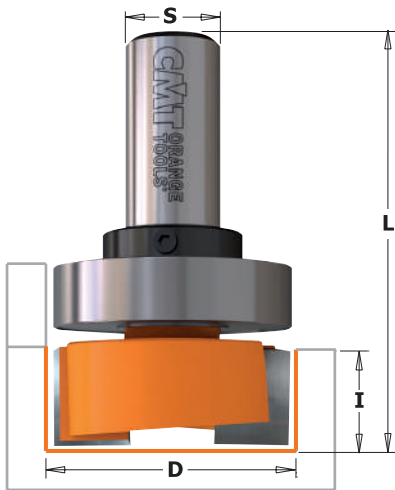
D mm	I mm	L mm		ORDER NO. S=Ø8mm	ORDER NO. S=Ø12mm	ORDER NO. S=Ø20mm	Spare parts		
16	28.3	76	10	654.160.11					
16	28.3	87	10		654.161.11		790.283.12	990.073.00	991.061.00
16	48.3	105	10		654.162.11	654.662.11	790.283.12	990.073.00	991.061.00
19	12	45	10	655.190.11			790.483.12	990.073.00	991.061.00
							790.120.00	990.075.00	991.061.00

Mortising Bits



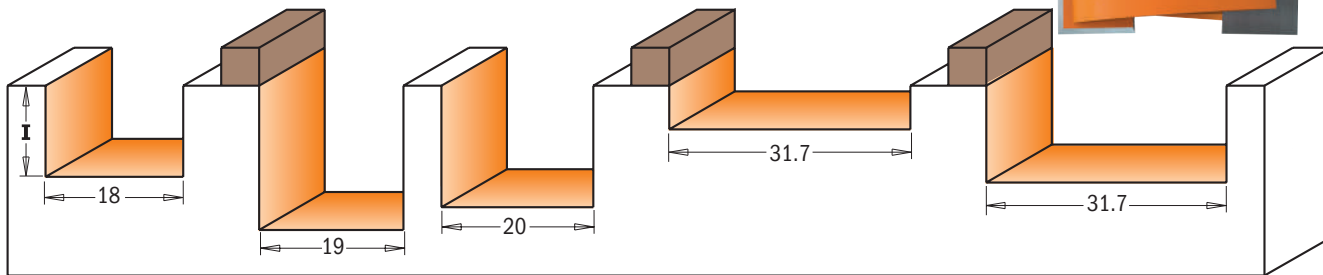
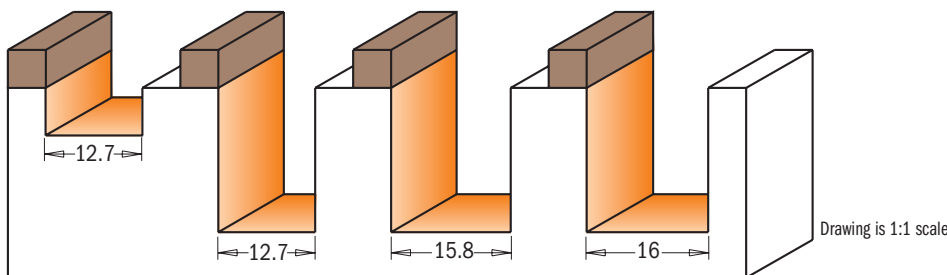
7/8/901B

Perfectly mortised hinges are the sign of a true artisan. These bits equipped with thick Tungsten carbide tips and negative shear angle design, guarantee flawless performance. Mortise perfect hinges with no splintered edges or rough bottoms. Mortising is a breeze on both natural wood and wood composites. Compatible with most mortising jigs. Complete with a top bearing guide, these bits are the perfect tool for sign making and template work.



The CMT mortising bit is an essential tool for traditional hinge installation.

7/8/901




D mm	I mm	L mm		ORDER NO. S=Ø6mm	ORDER NO. S=Ø6.35mm	ORDER NO. S=Ø8mm	ORDER NO. S=Ø12mm	ORDER NO. S=Ø12.7mm
12.7	6.35	41	10		801.128.11			
12.7	19	54	10	701.127.11	801.127.11	901.127.11		
12.7	19	60	10				901.627.11	801.627.11
15.8	19	57	10		801.158.11			
16	19	54	10	701.160.11		901.160.11		
18	16	48	10	701.180.11		901.180.11		
19	19	54	10	701.190.11	801.190.11	901.190.11		
19	19	57	10					801.690.11
20	16	48	10	701.200.11		901.200.11		
31.7	5.7	63	10					801.818.11
31.7	12.7	48	10		801.317.11			
31.7	12.7	54	10				901.817.11	801.817.11
WITH TOP BEARING								
12.7	6.35	41	10		801.128.11B			
12.7	19	54	10		801.127.11B			
15.8	19	57	10		801.158.11B			
16	19	54	10			901.160.11B		
19	19	54	10	701.190.11B				
19	19	54	10		801.190.11B			
31.7	5.7	63	10					801.818.11B
31.7	12.7	54	10					801.817.11B

Spare parts

791.010.00	541.001.00	991.056.00
791.010.00	541.001.00	991.056.00
791.009.00	541.001.00	991.056.00
791.025.00	541.004.00	991.056.00
791.007.00	541.003.00	991.056.00
791.004.00	541.001.00	991.056.00
791.015.00	541.002.00	991.056.00
791.015.00	541.002.00	991.056.00

Hinge Recesser Bits

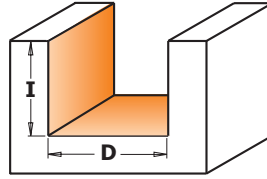


7/902



CMT hinge recesser bits are ideal for shallow lateral routing cuts such as recessing hinges.

SHOP TIPS: corners will require final square with a hand or a corner chisel.




Drawing is 1:1 scale



D mm	I mm	L mm		ORDER NO. S=Ø6mm	ORDER NO. S=Ø8mm
12	12	38	10	702.120.11	902.120.11
13	12	38	10	702.130.11	902.130.11
14	12	38	10	702.140.11	902.140.11
15	12	38	10	702.150.11	902.150.11
16	12	38	10	702.160.11	902.160.11
18	12	38	10	702.180.11	902.180.11
20	11	38	10	702.200.11	902.200.11
22	11	38	10	702.220.11	902.220.11
23	11	38	10	702.230.11	902.230.11
24	11	38	10	702.240.11	902.240.11
25	11	38	10	702.250.11	902.250.11

Dado & Planer Bits

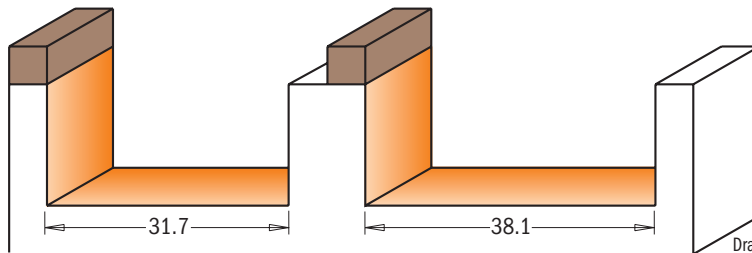
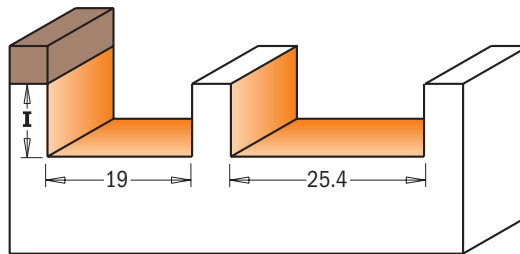
852B



This bit is perfect for smoothing baseboard and rough surfaces. Tungsten carbide tips and downward shear angle provide exceptional performance and quality. This bit can be used to remove paint and enamel residues. Also available with bearing for projects requiring high precision.



852



Drawing is 1:1 scale

D mm	I mm	L mm		ORDER NO. S=Ø6.35mm	ORDER NO. S=Ø8mm	ORDER NO. S=Ø12mm	ORDER NO. S=Ø12.7mm
19	9.5	57	10	852.001.11			
19	9.5	63.5	10				852.501.11
25.4	9.5	57	10				852.502.11
31.7	15.8	70	10				852.503.11
38.1	15.8	70	10				852.504.11
WITH TOP BEARING							
19	9.5	57	10	852.001.11B			
19	9.5	57	10		952.001.11B		
19	9.5	63.5	10			952.501.11B	852.501.11B
31.7	15.8	70	10			952.503.11B	852.503.11B
38.1	15.8	70	10			952.504.11B	852.504.11B

Spare parts

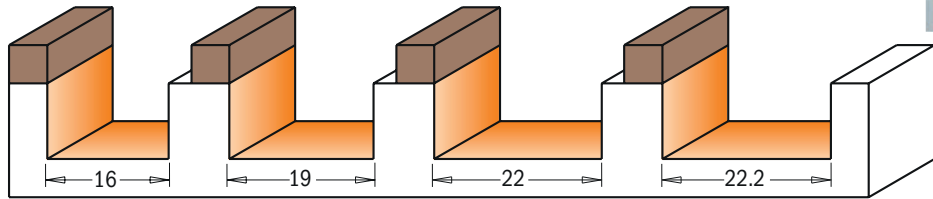
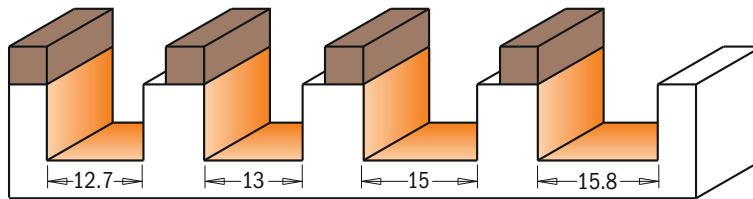
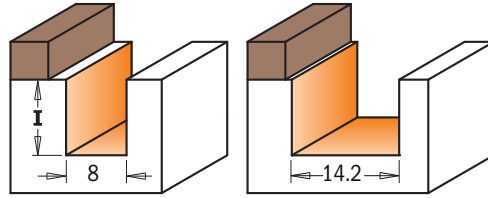
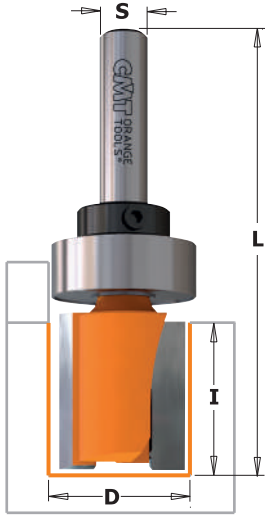
791.004.00	541.001.00	991.056.00
791.034.00	541.004.00	991.056.00
791.011.00	541.002.00	991.056.00
791.015.00	541.002.00	991.056.00
791.020.00	541.002.00	991.056.00



7/8/911B

These double-fluted bits paired with the template of your choice will produce distinctive cabinets, furniture pieces, signs, toys and personalize a variety of creative projects.

SAFETY TIPS: make sure your router is in top condition. The template must be securely fastened to the workpiece. When choosing a bit, carefully consider the thickness of the template and all the implications of the cut. Opt for the shortest bit possible for the project you are working on.



Drawing is 1:1 scale

7/8/912B



D mm	I mm	L mm		ORDER NO. S=Ø6mm	ORDER NO. S=Ø6.35mm	ORDER NO. S=Ø8mm	ORDER NO. S=Ø12mm	ORDER NO. S=Ø12.7mm
8	25.4	70	10		•811.081.11B			
12.7	19	57.2	10		811.127.11B			
13	20	57	10	711.130.11B				
14.2	14.2	57.2	10		811.142.11B			
15	20	57	10	711.150.11B				
15.8	12.7	58	10		811.159.11B			
15.8	19	66.5	10		811.158.11B			
16	20	57	10			911.160.11B		
19	20	57	10	711.190.11B				
19	20	57.2	10		811.191.11B			
19	25.4	63.5	10					811.690.11B
22	20	57	10			911.220.11B		
22.2	25.4	66.5	10					811.222.11B*
LONG SERIES								
12.7	31.7	70	10		812.127.11B			
15	31.7	66.5	10	712.150.11B				
15.8	31.7	70	10		812.158.11B			
16	31.7	66.5	10			912.160.11B		
19	38.1	82.5	10				912.690.11B	
19	38.1	82.5	10					812.690.11B
19	50.8	92	10				912.691.11B	
19	50.8	92	10					812.691.11B

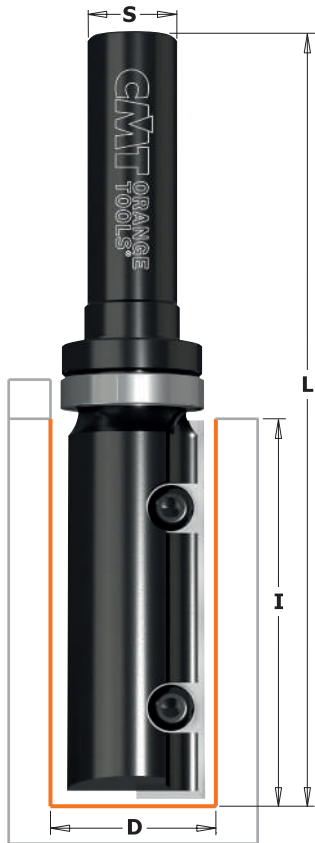
Spare parts

791.010.00	541.001.00	991.056.00
791.010.00	541.001.00	991.056.00
791.023.00	541.003.00	991.056.00
791.009.00	541.001.00	991.056.00
791.024.00	541.003.00	991.056.00
791.009.00	541.001.00	991.056.00
791.009.00	541.001.00	991.056.00
791.009.00	541.001.00	991.056.00
791.025.00	541.004.00	991.056.00
791.007.00	541.003.00	991.056.00
791.004.00	541.001.00	991.056.00
791.011.00	541.002.00	991.056.00
791.005.00	541.004.00	991.056.00
791.021.00	541.006.00	991.056.00
791.010.00	541.001.00	991.056.00
791.024.00	541.003.00	991.056.00
791.009.00	541.001.00	991.056.00
791.025.00	541.004.00	991.056.00
791.011.00	541.005.00	991.056.00
791.011.00	541.002.00	991.056.00
791.011.00	541.005.00	991.056.00
791.011.00	541.002.00	991.056.00

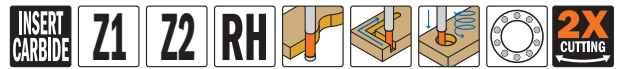
•HWM

■ Item with larger diameter bearing

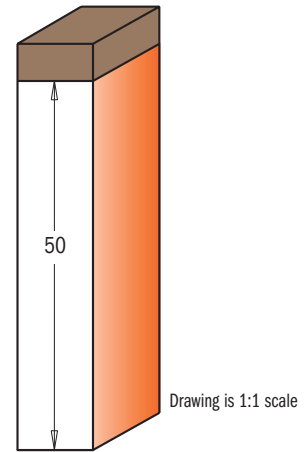
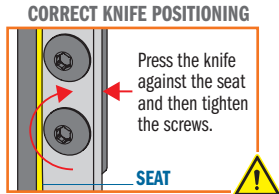
*Ø9.5mm shanks with Ø9.5/12.7mm bushings (799.001.00)



652B



Straight router bits with a replaceable knife fixed by a TORX® screw. An economical solution for specialized applications requiring low downtime. Cut up to 40mm in depth by carrying out several passes. Equipped with top bearing for template use. For routing, trimming and grooving in board materials (laminated chipboards, MDF) and hardwood. For use on portable routers.



SAFETY TIPS
The **TW-006** Torque Screwdriver is recommended for the proper fastening of screws (see page 421).

D mm	I mm	L mm	Z		ORDER NO. S=Ø12mm	ORDER NO. S=Ø12.7mm
19	49.5	100	1	10	652.690.11B	652.691.11B
28	50	100	2	10	652.786.11B	
28.6	50	100	2	10		652.787.11B

Spare parts

790.495.09	990.072.00	991.061.00	791.011.00	541.002.00	991.056.00
790.503.00*	990.076.00	991.061.00	791.026.00	541.005.00	991.056.00
790.503.00*	990.076.00	991.061.00	791.027.00	541.002.00	991.056.00

* 3 BORE

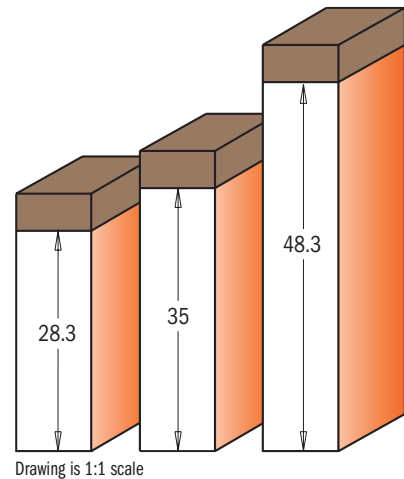
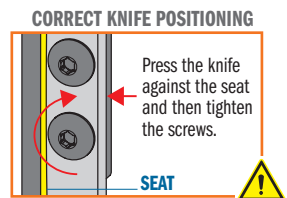
Pattern Bits with Insert Knives for Laminates



656



Straight router bits with a replaceable knife fixed by a TORX® screw. The top knife features a 3° sharpened angle for plunge and high precision cuts. Equipped with top bearing for template use. For finishing, routing and grooving in board materials (laminated chipboards, MDF) and hardwood. For use on portable routers.



SAFETY TIPS
The **TW-006** Torque Screwdriver is recommended for the proper fastening of screws (see page 421).

D mm	I mm	L mm		ORDER NO. S=Ø8mm	ORDER NO. S=Ø12mm	ORDER NO. S=Ø12.7mm
16	35	80	10	656.160.11		
19	28.3	69	10	656.190.11		
19	28.3	79	10			656.691.11
19	48.3	100	10		656.692.11	656.693.11

Spare parts

790.283.12	990.076.00	991.061.00	791.025.00	541.004.00	991.056.00
790.283.12	990.075.00	991.061.00	791.034.00	541.004.00	991.056.00
790.283.12	990.075.00	991.061.00	791.011.00	541.002.00	991.056.00
790.483.12	990.075.00	991.061.00	791.011.00	541.002.00	991.056.00

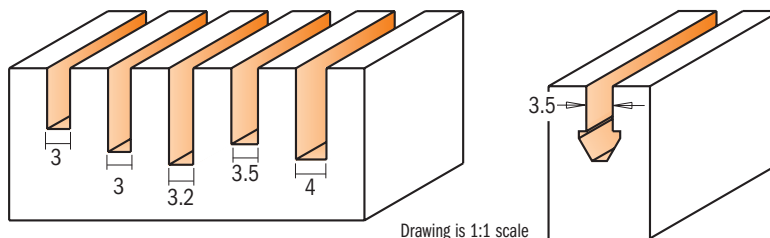
Weatherseal Bits



Make your house more energy efficient by insulating old doors and windows. The CMT Weatherseal bit is the perfect bit to re-groove door and window frames to accommodate wind blocking inserts. Made of solid tungsten carbide for strength and endurance, these bits reach up to 12mm in depth without the risk of breakage.

HWM Z2 RH

Special double-sided design lets you save money by offering two tips in one bit; with the same features as the one-sided weatherseal bit. Only available with a 3mm (1/8") cutting diameter.

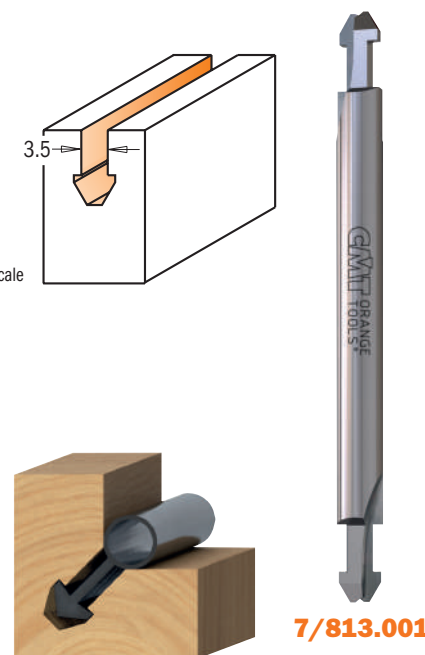


191.635

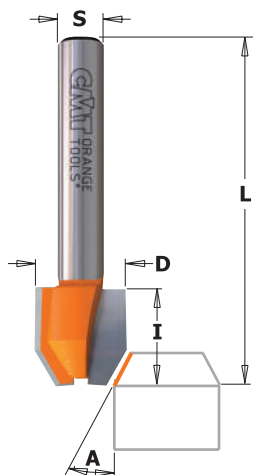
**712.030
712.040
812.032**

711.031

D mm	I mm	L mm		ORDER NO. S=Ø6mm	ORDER NO. S=Ø6.35mm
3	8	76	10	711.031.11	
3	11	60	10	712.030.11	
3.2	12.7	50.8	10		812.032.11
3.5	12	60	10	191.635.11	
4	12	60	10	712.040.11	
3.5	8	76	10	713.001.11	
3.5	8	63.5	10		813.001.11



Combination Trimmer Bits

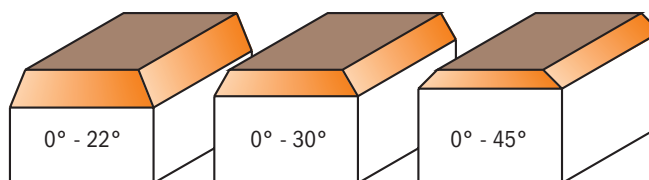


7/8/921

HW Z2 α RH

Work to your highest standards with the CMT combination trimmer bits. Now you can cut, trim and bevel all laminates without having to change the bit. Achieve great results when making straight or angled cuts on both soft and hardwood. Three popular sizes, each with carbide-tipped cutting edges for efficient bevel and straight trimming.


NOTICE: to be used with an edge, separate guide or fence.



Drawing is 1:1 scale

A	D mm	I mm	L mm		ORDER NO. S=Ø6mm	ORDER NO. S=Ø6.35mm	ORDER NO. S=Ø8mm
0° - 22°	12	12.7	44.5	10	721.022.11	821.022.11	
0° - 30°	12	12.7	44.5	10	721.030.11	821.030.11	921.030.11
0° - 45°	12	12.7	44.5	10	721.045.11	821.045.11	

Combination Trimmer Bits

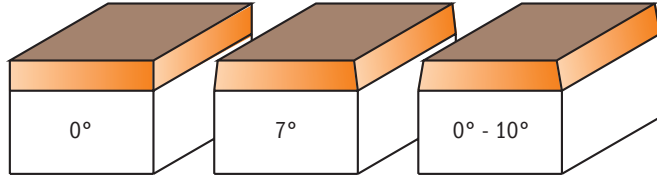


7/842 - 7/843



Work to your highest standards with CMT combination trimmer bits. Now you can cut, trim and bevel all laminates without having to change the bit. Achieve great results when making straight or angled cuts on both soft and hardwood. Three popular sizes, each with carbide-tipped edges, guarantee efficient bevels and straight trimming (7° or combined 0°-10°).

NOTICE: to be used with an edge, separate guide or fence.



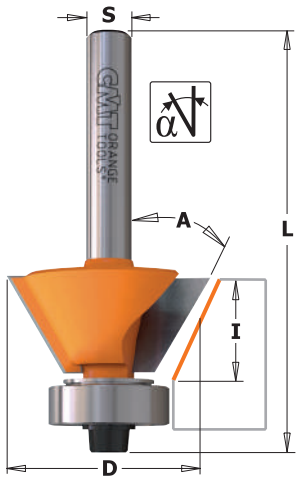
Drawing is 1:1 scale

A	D mm	I mm	L mm		ORDER NO. S=Ø6mm	ORDER NO. S=Ø6.35mm
0°	6	9.5	38	10	742.095.11	
0°	6.35	9.5	38	10		842.095.11
7°	4.5 - 6	6	38	10	743.060.11	
7°	4.76 - 6.35	6.35	38	10		843.063.11
0° - 10°	6.35	9.5	38	10		843.064.11
BULK PACK 50 PCS.						
0°	6.35	9.5	38			842.095.11-X50
7°	4.76 - 6.35	6.35	38			843.063.11-X50



BULK PACK 50 PCS.

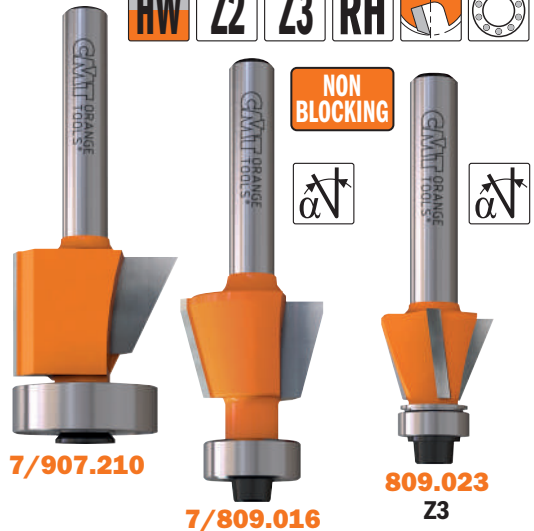
Combination Trimmer Bits



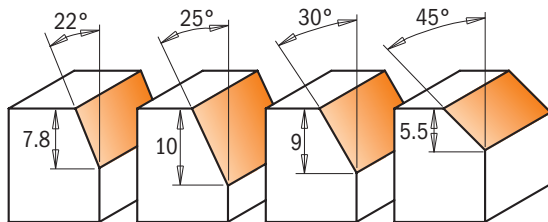
7/907 - 7/8/909 - 7/910

CMT's combination flush and bevel trim bits are perfect for executing a variety of superb precision finishing on laminates with ease without even changing the bit. Simply lower the bit cutting depth for precise right angle cuts or raise to 25° to create rounded edges. Suitable for both soft and hardwood. They feature two flutes for executing smoother cuts and for rounding off table legs and other soft areas on furniture susceptible to damage.

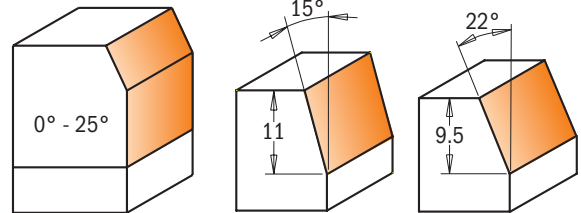
SHOP TIPS: after resharpener, replace bearing 791.002.11 (Ø9.5mm) with undersized bearing 791.062.00 (Ø9.3mm)



809.022
809.025
7/909.260
7/910.260



Drawing is 1:1 scale




A	D mm	I mm	L mm	Z		ORDER NO. S=Ø6mm	ORDER NO. S=Ø6.35mm	ORDER NO. S=Ø8mm
0° - 25°	19 - 24.5	16 (10+6)	56.5	2	10	707.210.11		907.210.11
15°	18.6	11	57	2	10	709.016.11	809.016.11	
22°	12.7	7.8	47.6	2	10		809.022.11	
22°	17.5	9.5	51	3	10		809.023.11	
25°	19.05	10	52.4	2	10		809.025.11	
30°	27	9	55	2	10	709.260.11		909.260.11
45°	27	5.5	51.5	2	10	710.260.11		910.260.11

Spare parts

	791.007.00	990.004.00	991.062.00
990.422.00	791.044.00	990.058.00	991.057.00
	791.035.00	990.062.00	991.060.00
990.422.00	791.002.00	990.058.00	991.057.00
990.422.00	791.002.00	990.058.00	991.057.00
990.423.00	791.018.00	990.058.00	991.057.00
990.423.00	791.018.00	990.058.00	991.057.00

Flush Trim Bits



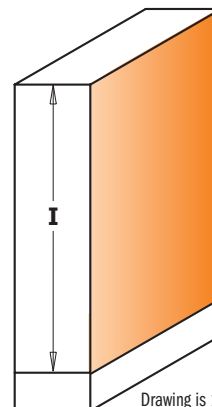
7/8/906

These truly indispensable bits were designed in a wide range of sizes for your woodworking needs as well as your most difficult projects. For precision work on laminates or quick template work with excellent finishing.

SHOP TIPS: these bits are excellent for making clean through-mortises. Use a straight bit Ø13mm (711.130.11) to produce a 5mm groove in the area you want to produce the through-mortise. With a drill bit Ø13mm (517.130.31) bore a hole through the wood at one end of the groove. Turn the workpiece over to finish the mortise. Use a flush trim bit Ø12mm with a cutting length slightly longer than the fillet, following the groove made on the opposite side of the workpiece with the ball bearing guide.

SAFETY TIPS: dust and chips from laminate materials are hazardous to your health and safety. Always wear a dust mask and eye protection when routing.

BULK PACK 10 PCS.



Drawing is 1:1 scale



8/906.227.11
• Z3



• HWM

I mm	D mm	L mm	α		ORDER NO. S=Ø6mm	ORDER NO. S=Ø6.35mm	ORDER NO. S=Ø8mm	ORDER NO. S=Ø12mm	ORDER NO. S=Ø12.7mm
•25.4	6.35	63.5	0°	10	706.064.11	806.064.11			
12.7	9.5	55.5	0°	10	706.096.11	806.096.11	906.096.11		
12.7	12.7	57.8	-5°	10	706.128.11	806.128.11	906.128.11		
12.7	12.7	70.6	-5°	10				906.628.11	806.628.11
16	19	57.1	-5°	10	706.190.11		906.190.11		
25.4	9.5	68.2	0°	10	706.095.11	806.095.11	906.095.11		
25.4	12.7	70.7	-3°	10	706.127.11	806.127.11	906.127.11		
•25.4	12.7	71	0°	10		806.227.11	906.227.11		
25.4	12.7	86.6	-3°	10				906.627.11	806.627.11
25.4	19	74.5	-5°	10	706.191.11	806.191.11	906.191.11		
25.4	19	87	-5°	10				906.691.11	806.691.11
38.1	12.7	94	0°	10				906.629.11	806.629.11
38.1	19	93.5	-3°	10				906.692.11	806.692.11
40	12.7	84	0°	10			906.129.11		
50.8	12.7	104	0°	10				906.630.11	806.630.11
50.8	19	110	-3°	10				906.690.11	806.690.11
*70	19	119	-3°	10				906.693.11	
BULK PACK 10 PCS.									
25.4	9.5	68.2	0°			806.095.11-X10			
25.4	12.7	70.7	-3°			806.127.11-X10			806.627.11-X10

Spare parts

	791.035.00	541.009.00	990.113.00
990.422.00	791.002.00		990.058.00
990.423.00	791.003.00		990.058.00
990.423.00	791.003.00		990.058.00
	791.007.00		990.004.00
990.422.00	791.002.00		990.058.00
990.423.00	791.003.00		990.058.00
990.423.00	791.003.00		990.058.00
990.423.00	791.003.00		990.058.00
990.425.00	791.004.00	541.550.00	990.058.00
990.425.00	791.004.00	541.550.00	990.058.00
990.423.00	791.003.00		990.058.00
990.423.00	791.003.00		990.058.00
990.425.00	791.004.00	541.550.00	990.058.00
990.425.00	791.004.00	541.550.00	990.058.00

Spare parts: 991.055.00 0.9mm hex key for screw M2 (990.113.00)
991.057.00 3/32" hex key for screw (990.058.00)
991.062.00 2.5mm hex key for screw (990.004.00)

SHOP TIPS: after resharpening, replace bearing as follow:
791.002.00 (Ø9.5mm) with undersized bearing 791.062.00 (Ø9.3mm)
791.003.00 (Ø12.7mm) with undersized bearing 791.063.00 (Ø12.5mm)

***WARNING!** Long cutting edge. Carefully make several shallow passes to prevent damaging the tool. The warranty does not cover improper or incorrect use of the tool.



Flush Trim Bit Set


806



Indispensable in any shop, the new 3 piece flush trim bit set gives you the option to trim laminates or do template work conveniently using just one instrument.

Set contains:
806.095.11 (Ø9.5x25.4mm)
806.096.11 (Ø9.5x12.7mm)
806.191.11 (Ø19x25.4mm)

DESCRIPTION		ORDER NO. S=Ø6.35mm
Flush Trim Bit Set	5	806.001.11

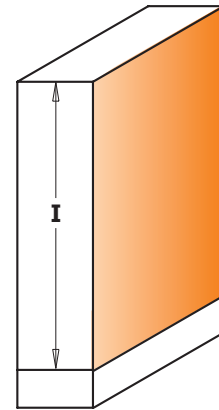
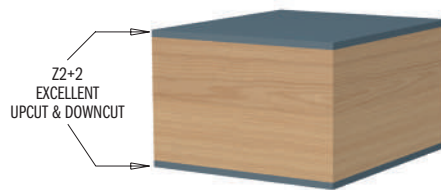


8/906B XTREME



These new **XTREME** flush trim bits guarantee the best possible finish along with extra-long life thanks to one-of-a-kind spiral technology. 4 cutting edges in high quality carbide are crafted using special brazing techniques as well as unique positive and negative design thus eliminating splintering on the upper and lower sides of the material you're working with. Ideal for projects involving precious wood, melamine and delicate engineered veneers.

NOTA: use of variable speed routing machines is required.
19mm bits Max RPM 18.000
35mm bits Max RPM 16.000



Drawing is 1:1 scale

I mm	D mm	L mm		ORDER NO. S=Ø6mm	ORDER NO. S=Ø6.35mm	ORDER NO. S=Ø8mm
25.4	12.7	80	10	706.127.41B		
25.4	12.7	80	10		806.127.41B	
25.4	19	86	10		806.191.41B	
25.4	19	86	10			906.191.41B

Spare parts

990.423.00	791.003.00		990.058.00	791.010.00	541.003.00
990.423.00	791.003.00		990.058.00	791.010.00	541.001.00
990.425.00	791.004.00	541.550.00	990.058.00	791.004.00	541.001.00
990.425.00	791.004.00	541.550.00	990.058.00	791.034.00	541.004.00

I mm	D mm	L mm		ORDER NO. S=Ø12mm	ORDER NO. S=Ø12.7mm
50.8	19.05	113	10	906.690.41B	806.690.41B
50.8	34.9	123	10	906.880.41B	806.880.41B

Spare parts

990.425.00	791.004.00	541.550.00	990.058.00	791.011.00	541.002.00
990.426.00	791.029.00	541.552.00	990.058.00	791.029.00	541.002.00

Spare parts: **991.056.00** 1.5mm hex key for screw (M3)

991.057.00 3/32" hex key for screw (990.058.00)

DP - Flush Trim Bits for Laminates - LONG LIFE

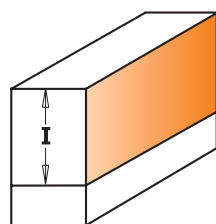


7/8/906 XTREME



These new super duty **DP** (polycrystalline diamond) bits represent the ultimate in the extensive line of CMT flush trim bits. Investing in CMT **DP** flush trim bits means saving time and money, as they last 40 times longer than conventional carbide-tipped flush trim bits.

SHOP TIPS: after resharpening, replace bearing **791.003.11** (Ø12.7mm) with undersized bearing **791.063.00** (Ø12.5mm)



Drawing is 1:1 scale

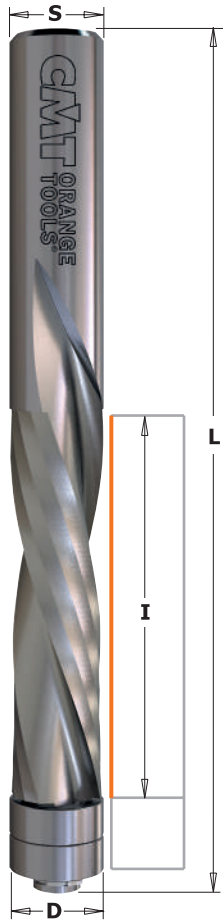


I mm	D mm	L mm		ORDER NO. S=Ø6mm	ORDER NO. S=Ø6.35mm	ORDER NO. S=Ø8mm
11	12.7	58.1	10	706.128.61	806.128.61	906.128.61
26	12.7	71	10			906.127.61

Spare parts

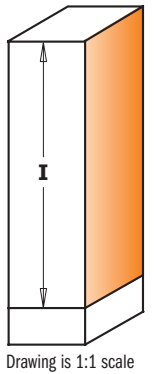
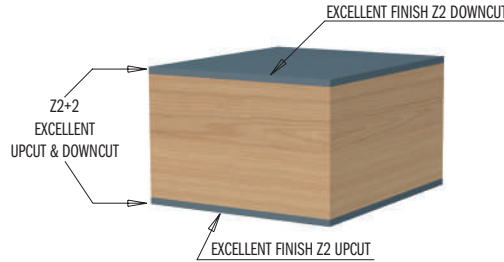
990.423.00	791.003.00	990.058.00	991.057.00
990.423.00	791.003.00	990.058.00	991.057.00

Double-Bearing Spiral Flush Trim Bits



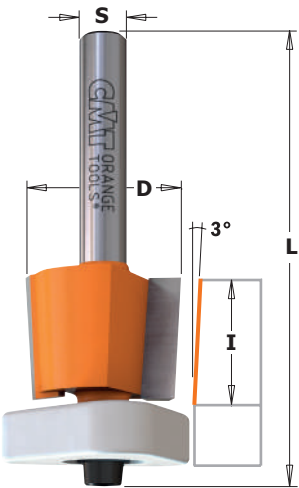
190B - 191B - 192B

CMT solid carbide spiral flush trim bits are composed of a special super-micrograin formulation increasing hardness with a higher transverse rupture point. Combined with a spiral cutting angle, CMT solid carbide spiral flush trim bits equipped with a double bearing, allow cabinet makers to shear wood and wood products cleanly, providing more efficient chip ejection than standard flush trim bits. In production settings, this means these bits will run cooler, stay sharper, last longer and increase shop productivity.



I mm	D mm	L mm		ORDER NO. S=Ø6mm	ORDER NO. S=Ø6.35mm	ORDER NO. S=Ø12mm	ORDER NO. S=Ø12.7mm	Spare parts		
Z2+2 UPCUT & DOWNCUT										
47.6	12.7	114	10			190.127.11B	190.508.11B	791.010.00		541.301.00
Z2 UPCUT										
25.4	6.35	76.2	10	191.064.11B	191.008.11B			791.035.00	541.009.00	
31.7	12.7	89	10				191.505.11B	791.010.00		541.301.00
50.8	12.7	114	10			191.127.11B	191.507.11B	791.010.00		541.301.00
Z2 DOWNCUT										
25.4	6.35	76.2	10		192.008.11B			791.035.00	541.009.00	
31.7	12.7	89	10				192.505.11B	791.010.00		541.301.00
50.8	12.7	114	10			192.127.11B	192.507.11B	791.010.00		541.301.00

3-in-1 Flush Trim Bits for MDF/Laminate



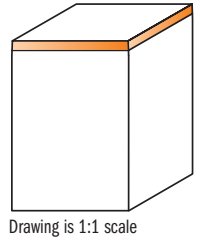
7/8/907

3 in 1 flush trim bits with DELRIN® Triangular bearings are your best partner for laminate trimming. In fact, it solves three of the most common problems that occur when flush trimming:

- 1) The anti-stick properties of the DELRIN® bearing greatly reduces the likelihood of freezing of the bearing from glue.
- 2) The extended guide surface of the new DELRIN® bearing will perfectly match the work surface without scratching like a steel bearing would. The DELRIN® bearing also guarantees maximum stability.
- 3) The shear angle cutting edge reduces the need for filing. 3-in-1 bits are ideal on plastic laminates as well as aluminium laminates!

3-in-1 bits are ideal on plastic laminates as well as aluminium laminates!

NON BLOCKING



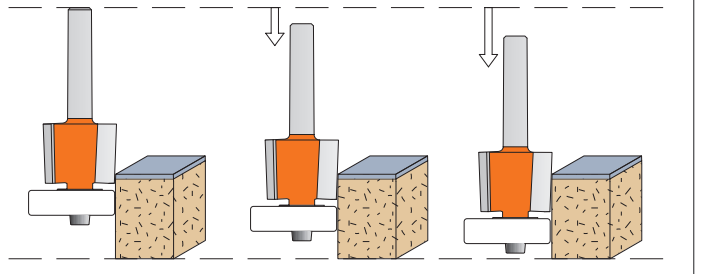
Patent No. D628,218

- Extended guide surface
- Non-freezing
- Non-scratch surface



PERFECT TRIMMING WITH CONICAL EDGES!

Thanks to the innovative conical edges of this bit, you will always get perfect cuts even after re-sharpening. In fact, the most common problem you have with standard flush trim bits is the undersized diameter after re-sharpening which leaves a mark on the material; with the new CMT construction you could re-sharpen up to six times without any problem. Just remember to adjust your bit up or down as per the illustration.



I mm	D mm	L mm		ORDER NO. S=Ø6mm	ORDER NO. S=Ø6.35mm	ORDER NO. S=Ø8mm	ORDER NO. S=Ø12.7mm	Spare parts			
12.7	12.7	54.2	10	707.128.11	807.128.11	907.128.11					
15.88	19	59.3	10	707.190.11	807.190.11	907.190.11		990.422.00	791.042.00	990.058.00	991.057.00
15.88	19	65.7	10				807.690.11	990.423.00	791.043.00	990.058.00	991.057.00
								990.423.00	791.043.00	990.058.00	991.057.00



657.9

Specially designed to perform difficult trimming operations, these bits are both indispensable and economical. Flush trim bits with two replaceable knives fixed by special TORX® screws. The 2-sided blades can create extra new edges. Guided flush trim bits type **657.1** are equipped with ball bearing guides.


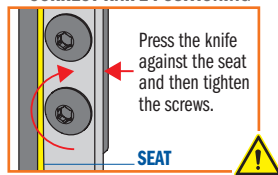


SAFETY TIPS



The **TW-006** Torque Screwdriver is recommended for the proper fastening of screws (see page 421).

CORRECT KNIFE POSITIONING



Drawing is 1:1 scale

657.1



I mm	D mm	L mm		ORDER NO. S=Ø6mm	ORDER NO. S=Ø6.35mm	ORDER NO. S=Ø8mm	ORDER NO. S=Ø12mm	ORDER NO. S=Ø12.7mm
12	19	57	10	657.194.11	657.192.11	657.190.11		
30	16	75	10			657.161.11		
30	19	76	10	657.195.11				
30	19	77	10			657.191.11		
30	19	87	10					657.692.11
50	19	112	10				657.991.11	657.992.11

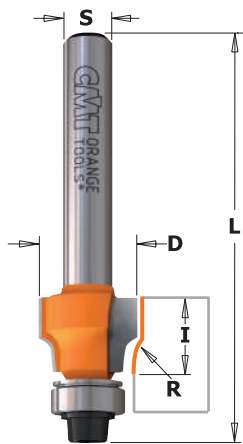
Spare parts

790.120.00	990.075.00	991.061.00	791.007.00
790.295.09	990.115.00	991.061.00	791.006.00
790.300.00	990.075.00	991.061.00	791.007.00
790.300.00	990.075.00	991.061.00	791.007.00
790.300.00	990.075.00	991.061.00	791.007.00
790.500.00	990.075.00	991.061.00	791.007.00

Spare parts: **990.400.00** Ø3.2/Ø7mm shield for M3 screw
990.410.00 Ø4.2/Ø9mm shield for M4 screws
990.051.00 M3x6mm TCEI screws

990.052.00 M4x6mm TCEI screws
991.067.00 3mm hex key
541.514.00 Ø6.4mm shield

FILE-FREE Flush Trim Bits for Laminate

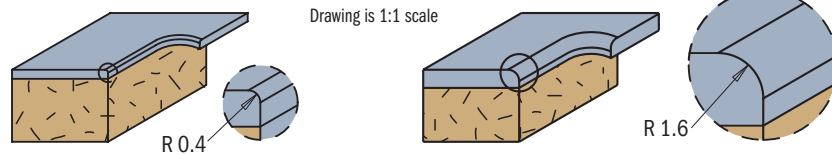


8/907



This bit is perfect for ensuring smooth flawless results on your laminate surfaces after flush trimming. Sharp edges are easily trimmed away, leaving your surfaces nice and smooth to the touch. No further filing is needed!

SHOP TIPS: after resharpening, replace bearing **791.002.00** (Ø9.5mm) with undersized bearing **791.062.00** (Ø9.3mm)



Drawing is 1:1 scale

D mm	I mm	R mm	L mm		ORDER NO. S=Ø6.35mm	ORDER NO. S=Ø8mm
12.7	9.5	0.4	52	10	807.004.11	907.004.11
12.7	9.5	1.6	52	10	807.015.11	907.015.11

Spare parts

990.422.00	791.002.00	990.058.00	991.057.00
990.422.00	791.002.00	990.058.00	991.057.00

Pattern/Flush Trim Bits with Insert Knives

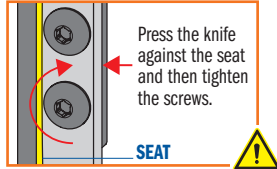


657B

These bits complete the wide range of CMT Flush Trim bits equipped with a bearing. A larger 19mm diameter and double bearing distinguishes this bit from the others given its increased stability throughout flush and trimming operations. This means completing difficult projects safely, especially when you require a significant amount of swarf removal and an optimal precision finish.



CORRECT KNIFE POSITIONING



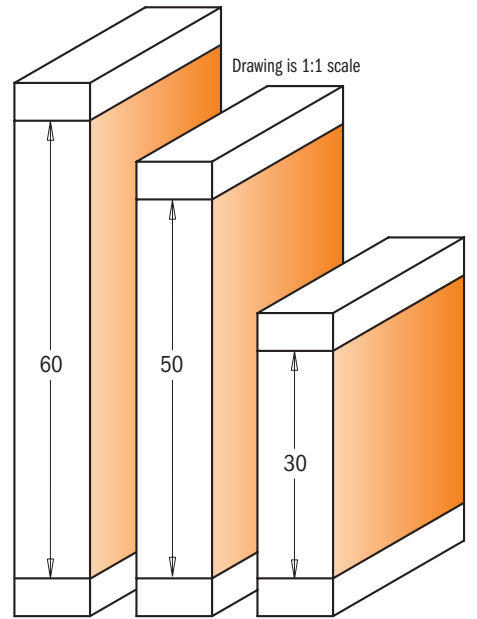
Press the knife against the seat and then tighten the screws.



SAFETY TIPS



The **TW-006** Torque Screwdriver is recommended for the proper fastening of screws (see page 421).



I mm	D mm	L mm		ORDER NO. S=Ø8mm	ORDER NO. S=Ø12mm	ORDER NO. S=Ø12.7mm
30	19	90	10	657.191.11B		657.692.11B
30	19	90	10			657.692.11B
50	19	110	10		657.993.11B	657.994.11B
60	19	120	10		657.995.11B	657.996.11B

Spare parts

790.300.00	990.075.00	791.007.00	990.052.00	791.034.00	541.004.00
790.300.00	990.075.00	791.007.00	990.052.00	791.011.00	541.002.00
790.500.00	990.075.00	791.007.00	990.052.00	791.011.00	541.002.00
790.600.00	990.075.00	791.007.00	990.052.00	791.011.00	541.002.00

Spare parts: **990.410.00** Ø4.2/Ø9mm shield for M4 screws
991.067.00 3mm hex key

991.061.00 T15 TORX® key
991.056.00 1.5mm hex key

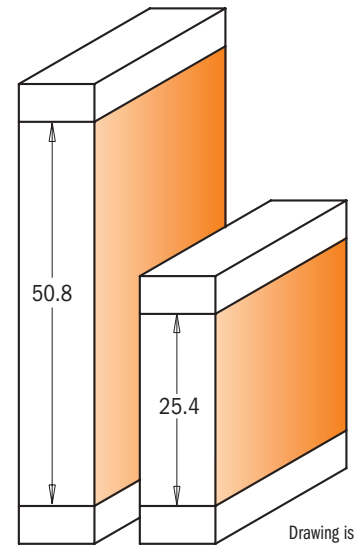


Pattern/Flush Trim Router Bits

806/906B

The innovative two-flute router bits are equipped with a double bearing and feature a down shear design allowing cleaner, smoother cuts on a variety of materials.

Now its no longer necessary to flip or move your tool during routing operations. This tool is particularly effective when routing curved elements along or against the grain.




I mm	D mm	L mm	α		ORDER NO. S=Ø12mm	ORDER NO. S=Ø12.7mm
25.4	19	86.5	-5°	10	906.691.11B	
25.4	19	86.5	-5°	10		806.691.11B
50.8	19	109.5	-3°	10	906.690.11B	
50.8	19	109.5	-3°	10		806.690.11B

Spare parts

990.425.00	791.004.00	541.550.00	990.058.00	791.011.00	541.005.00
990.425.00	791.004.00	541.550.00	990.058.00	791.011.00	541.002.00
990.425.00	791.004.00	541.550.00	990.058.00	791.011.00	541.005.00
990.425.00	791.004.00	541.550.00	990.058.00	791.011.00	541.002.00

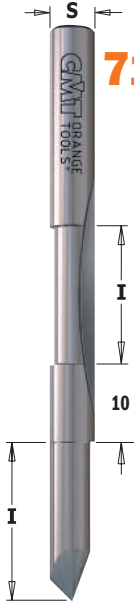
Spare parts: **991.057.00** 3/32" hex key




7/8/916

How much time do you end up spending making openings in paneling, drywall, siding, doors or windows? With the CMT panel pilot bit, the job just got quicker. The point of this bit as well as the **716.061**, plunge smoothly and easily and the carbide edges cut clean and fast. All of this adds up to accurate cuts in less time and with less effort - great for trimming veneer as well as a variety of laminates.


SAFETY TIPS: always use extra caution when working near electrical outlets and boxes - always shut off the power. Make sure the bit does not go so deep as to touch or cut the wires.



716.061
• HWM



716.060
816.064
• HWM



BULK PACK 10 PCS.

D mm	I mm	L mm	Z		ORDER NO. S=Ø6mm	ORDER NO. S=Ø6.35mm	ORDER NO. S=Ø8mm	ORDER NO. S=Ø12mm	ORDER NO. S=Ø12.7mm
•6	19	60	1	10	716.060.11				
•6	18+18	75	1+1	10	716.061.11				
•6.35	19	64	1	10		816.064.11			
8	19	64	1	10			916.080.11		
9.53	25.4	78	2	10		816.095.11			
12	31.7	102	2	10				916.627.11	
12.7	31.7	102	2	10					816.627.11
BULK PACK 10 PCS.									
•6.35	19	64	1			816.064.11-X10			
12.7	31.7	102	2						816.627.11-X10

• HWM

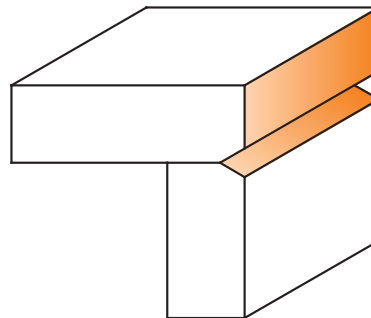
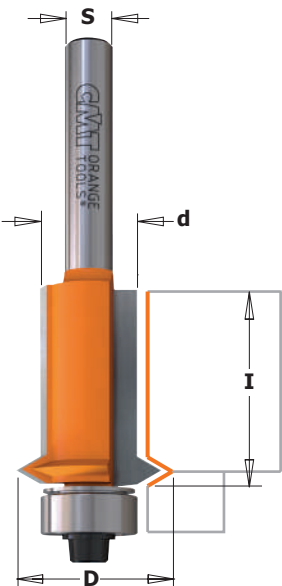
Panel Pilot Bits with Guide

7/8/953



An absolutely indispensable bit for making cabinets. CMT Flush and V-Groove bits allow you to make cabinet front frames in 25mm stock that fit perfectly with the sides. The added V-cutter feature makes a decorative groove along the hinge joint to hide the seam.

SHOP TIPS: For best results, leave less than 3mm overhang on cabinet front frames for easier routing.



Drawing is 1:1 scale

d mm	D mm	I mm		ORDER NO. S=Ø6mm	ORDER NO. S=Ø6.35mm	ORDER NO. S=Ø8mm	ORDER NO. S=Ø12mm	ORDER NO. S=Ø12.7mm
12.7	19	25.4	10	753.001.11	853.001.11	953.001.11	953.501.11	853.501.11

Spare parts

990.423.00	791.003.00	990.058.00	991.057.00


The CMT Grand Rabbet Set



8/935.503

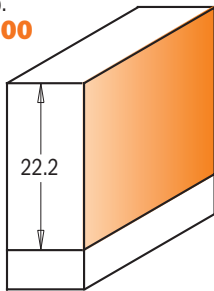
"The Grand Rabbet" by CMT is an investment that shows your commitment to quality. This CMT product will deliver years of reliable service under normal use. For safe and trouble-free results please observe the following instructions and safety precautions. The complete kit (item code 835-935.503.11), will enable you to produce 17 different rabbet sizes including rabbets for under-sized plywood applications. For rabbet sizes over 12.7mm (1/2"), make the cuts in several shallow passes until the desired depth is achieved.

Available in 12mm and 12.7mm shanks.

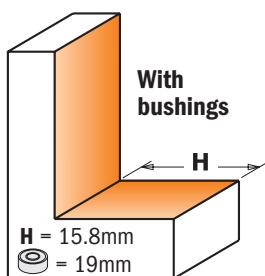
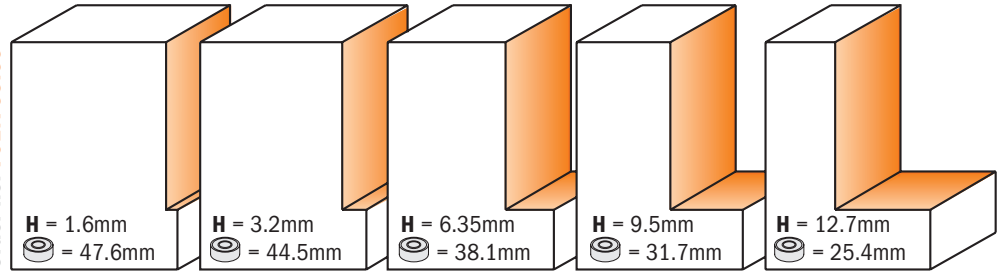


8/935.990

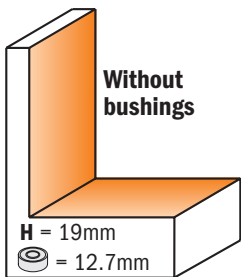
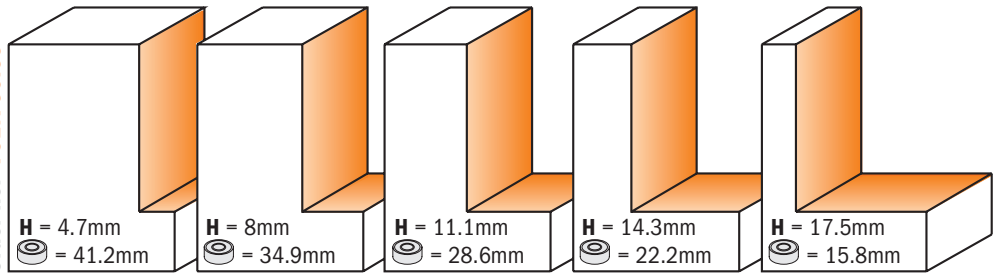
Collar order no.
799.517.00



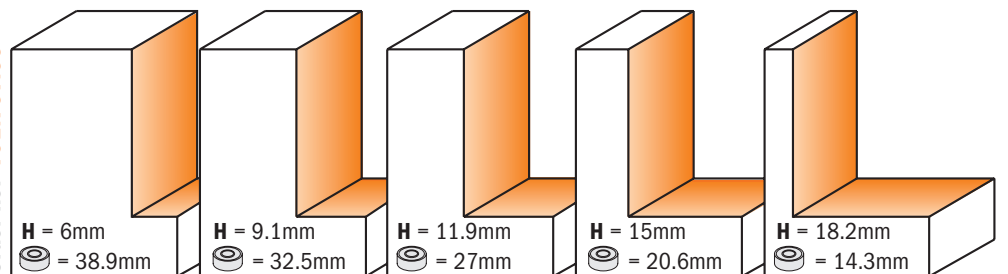
Order no. **791.705.00**



Order no. **791.706.00**



Order no. **791.707.00**



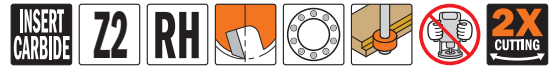
Drawing is 1:1 scale

DESCRIPTION	ORDER NO. S=Ø12mm	ORDER NO. S=Ø12.7mm
The CMT Grand Rabbet Set (Ø50.8x22.2mm)	935.503.11	835.503.11
Set contains: The Grand Rabbet (bit only) with bushing Ø19mm	935.990.11	835.990.11
5 pcs. Bushing kits for bearing (H=1.6 - 3.2 - 6.35 - 9.5 - 12.7mm rabbets)		791.705.00
5 pcs. Bushing kits for bearing (H=4.7 - 8 - 11.1 - 14.3 - 17.5mm rabbets)		791.706.00
5 pcs. Bushing kits for bearing (H=6 - 9.1 - 11.9 - 15 - 18.2mm rabbets)		791.707.00
Bushing Ø50.8mm		799.517.00
Kit with screw, shields and keys		990.452.00

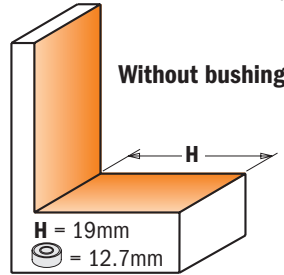
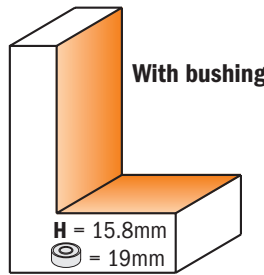
Grand Rabbeting Bits with Insert Knives



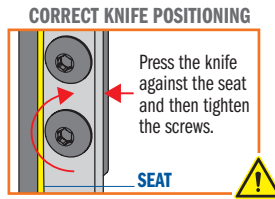
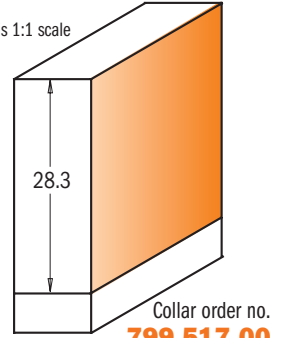
660.9



"The Grand Rabbet" by CMT is an investment that shows your commitment to quality. This CMT product will enable you to produce 17 different rabbet sizes including rabbets for under-sized plywood applications. For rabbet sizes over 12.7mm (1/2"), make the cuts in several shallow passes until the desired depth is achieved. Available in 12mm and 12.7mm shanks.



Drawing is 1:1 scale



SAFETY TIPS


The **TW-006** Torque Screwdriver is recommended for the proper fastening of screws (see page 421).

H mm	D mm	I mm	L mm	Box	ORDER NO. S=Ø12mm	ORDER NO. S=Ø12.7mm	Spare parts							
16	50.8	28.3	86	10	660.990.11	660.991.11					790.283.12	990.075.00	991.061.00	791.010.00

- Spare parts:** 541.514.00 Ø6.4mm stop collar
 799.503.00 Ø19.05mm bushings
 990.410.00 Ø4.2/Ø9mm shield for M4 screw
 990.052.00 M4x6mm TCEI screw
 991.067.00 3mm hex key
 990.469.00 Kit screw, shield and key

- Optional:** 799.517.00 Bushing for flush trim Ø50.8mm
 791.705.00 5 pcs. bushing set (H=1.6-3.2-6.35-9.5-12.7mm rabbets)
 791.706.00 5 pcs. bushing set (H=4.7-8-11.1-14.3-17.5mm rabbets)
 791.707.00 5 pcs. bushing set (H=6-9-1-11.9-15-18.2mm rabbets)

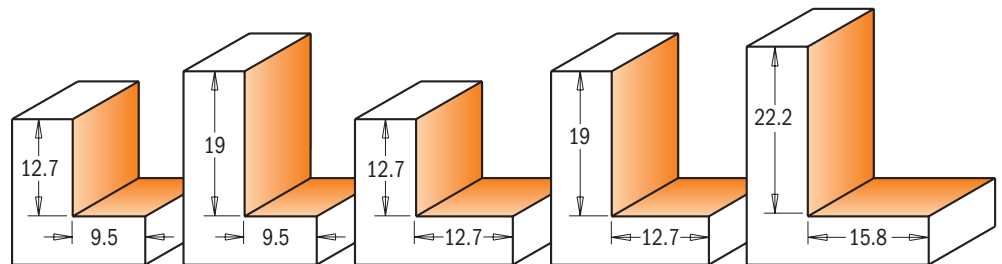
Rabbeting Bits



7/8/935



CMT carbide-faced rabbeting bits are fast and accurate - you can quickly produce inset doors and drawer fronts, make strong rabbet joints, mill perfect tongue and groove joints or any number of other jobs usually time consuming and difficult. Other possibilities for these tungsten carbide bits are illustrated below and on the following pages.

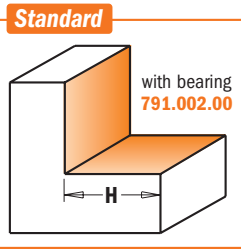


Drawing is 1:1 scale

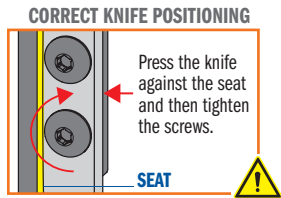
H mm	D mm	I mm	L mm	Box	ORDER NO. S=Ø6mm	ORDER NO. S=Ø6.35mm	ORDER NO. S=Ø8mm	ORDER NO. S=Ø12mm	ORDER NO. S=Ø12.7mm	Spare parts					
9.5	31.7	12.7	58.4	10	735.317.11	835.317.11	935.317.11						990.423.00	791.003.00	990.058.00
9.5	31.7	12.7	61.2	10				935.817.11	835.817.11				990.423.00	791.003.00	990.058.00
9.5	31.7	19	64.8	10	735.318.11		935.318.11						990.423.00	791.003.00	990.058.00
12.7	34.9	12.7	59.4	10	735.350.11	835.350.11	935.350.11	935.850.11	835.850.11				990.422.00	791.002.00	990.058.00
12.7	34.9	19	65.8	10				935.851.11	835.851.11				990.422.00	791.002.00	990.058.00
15.8	50.8	22.2	77.8	10				935.990.11	835.990.11				990.408.00	791.010.00	990.058.00

- Spare parts:** 541.514.00 2mm spacer (8/935.990.11)
 799.503.00 19.05mm bushings
 991.057.00 3/32" hex key

Rabbeting Bits with Insert Knives



Drawing is 1:1 scale



660



Rabbeting bits for creating cabinet doors, backsides and drawer fronts. Every bit is equipped with a standard bearing (791.002.00), but other bearings are also available in order to craft a variety of rabbeting widths. For use on chipboard, wood or MDF.

SAFETY TIPS



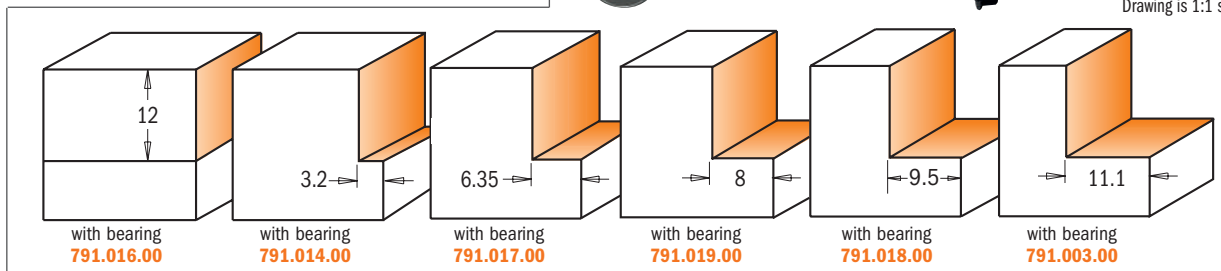
The **TW-006** Torque Screwdriver is recommended for the proper fastening of screws (see page 421).

791.703.00 **Optional**



With this kit **791.703.00** you can carry out all cutting depths below.

Drawing is 1:1 scale




H mm	D mm	Z	I mm	L mm	Box	ORDER NO. S=Ø6.35mm	ORDER NO. S=Ø8mm	ORDER NO. S=Ø12mm	ORDER NO. S=Ø12.7mm
12.7	34.9	2	12	55	10	660.351.11	660.350.11		660.851.11
12.7	34.9	2	12	65	10				
22.2	57	4	12	66	5			660.570.11	

Spare parts

Icon	Icon	Icon
790.120.00	990.422.00	791.002.00
790.120.00	990.422.00	791.002.00
790.120.03	990.423.00	791.003.00

Spare parts: **990.075.00** M4x6mm TORX® screw **991.061.00** T15 TORX® key **990.058.00** 1/8"x3/8"x1/2" TCEI screw **991.057.00** 3/32" hex key

Rabbeting Sets



7/8/935.001_501_502



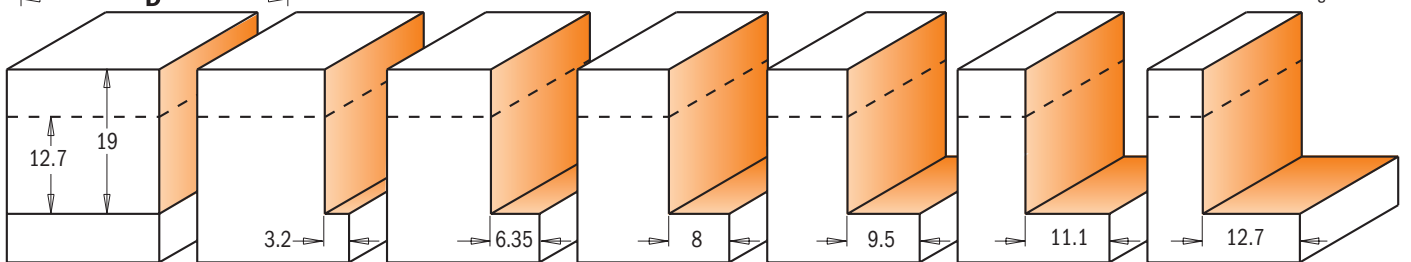
CMT rabbeting sets include one rabbeting bit, 6 interchangeable ball bearing guides, fastening screws, shields and an hex key. In order to change cutting depth, substitute the bearing.

791.703.00 **Standard**



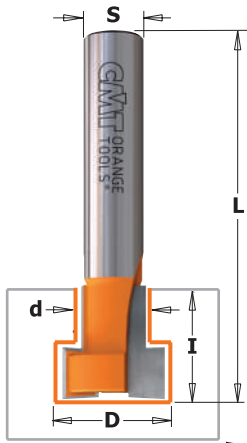
BE SURE to keep the black bearing washer right side up to correspond with the bearing rotation when re-assembling the bearing. Improper re-assembly can cause the screw to come loose.

Drawing is 1:1 scale



H mm	D mm	I mm	Box	ORDER NO. S=Ø6mm	ORDER NO. S=Ø6.35mm	ORDER NO. S=Ø8mm	ORDER NO. S=Ø12mm	ORDER NO. S=Ø12.7mm
0-12.7	34.9	12.7	5	735.001.11	835.001.11	935.001.11	935.501.11	835.501.11
0-12.7	34.9	19	5				935.502.11	835.502.11

Spare parts: **791.002.00** Ø4.76/Ø9.5mm bearing **990.058.00** 1/8"x3/8"x1/2" TCEI screw **990.422.00** Ø4.76/Ø9.5mm shield **991.057.00** 3/32" hex key



7/8/950.0_5

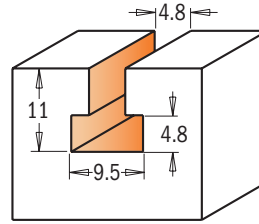
With the CMT keyhole bit you can make holes that keep your frames, plaques or any wall hanging perfectly straight and attached to the wall. The perfect way to securely mount wall hangings on screws and nails. Three new bits available to create slots for M5, M6, M8, M10, M12 hexagonal head bolt for removable joints.

SAFETY TIPS: Be sure the workpiece is securely fastened to the router table or work bench.

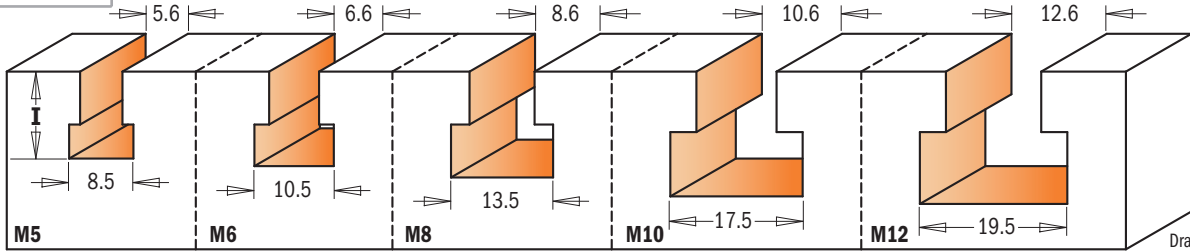
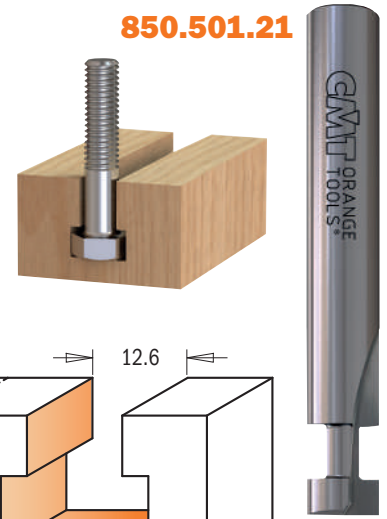
SHOP TIPS: Recommended for use with a plunge router.



850.501.21



Drawing is 1:1 scale

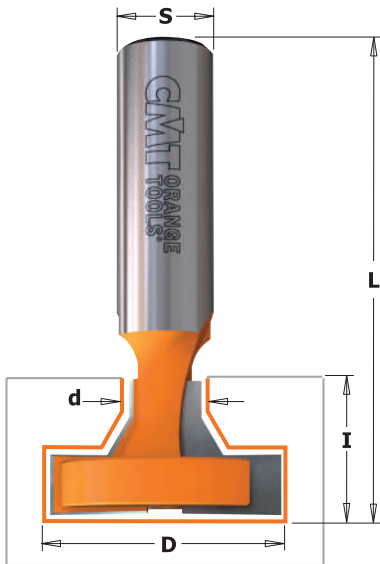


Drawing is 1:1 scale

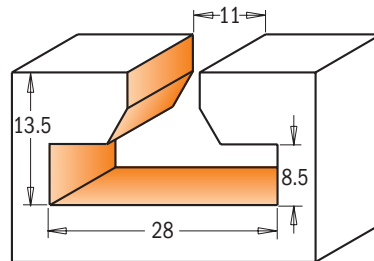
D mm	d mm	I mm	L mm	Z			ORDER NO. S=Ø6mm	ORDER NO. S=Ø6.35mm	ORDER NO. S=Ø8mm	ORDER NO. S=Ø9.5mm	ORDER NO. S=Ø12mm	ORDER NO. S=Ø12.7mm
9.5	4.8	11	54	1		10	750.001.11	850.001.11	950.001.11		950.501.11	850.501.11
•9.5	4.76	11	65	2		10				850.501.21		
8.5	5.6	11.5	48	1	M5	10			950.002.11			
10.5	6.6	12.5	48	1	M6	10			950.003.11			
13.5	8.6	14	48	2	M8	10			950.004.11			
17.5	10.6	16.5	48	2	M10	10			950.005.11			
19.5	12.6	17.5	48	2	M12	10			950.006.11			

• HWM

T-Slot Bits

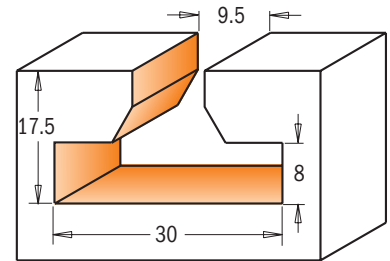


8/950.1_6

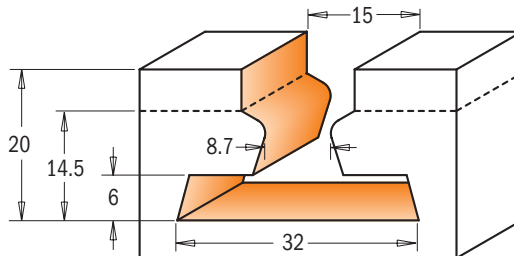


8/950.103 - 603

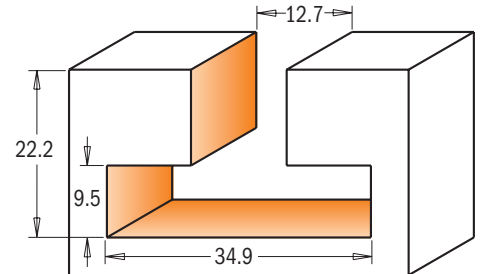
Drawing is 1:1 scale



8/950.101 - 601



950.604



8/950.602

D mm	d mm	I mm	L mm	Z			ORDER NO. S=Ø8mm	ORDER NO. S=Ø12mm	ORDER NO. S=Ø12.7mm
28	11	13.5	47.6	2	10		950.103.11		
28	11	13.5	56.3	2	10			950.603.11	850.603.11
30	9.5	17.5	50.8	2	10		950.101.11		
30	9.5	17.5	60.3	2	10			950.601.11	850.601.11
32	8.7-15	20	66	1+1	10			950.604.11	
34.9	12.7	22.2	63.5	2	10			950.602.11	850.602.11


Screw Slot Bits

HW Z2 RH

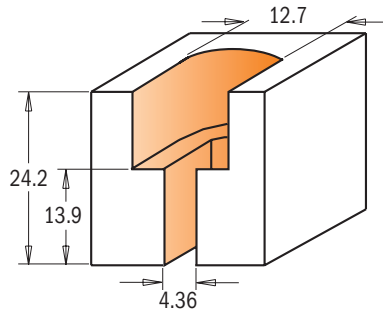
8/913

Any large panel or table top should be secured in a way that allows it to expand or contract without splitting. These screw-slot bits let you create screw slots so that panels can be held in place but are able to slide back and forth without splitting the wood or breaking the screw securing them.

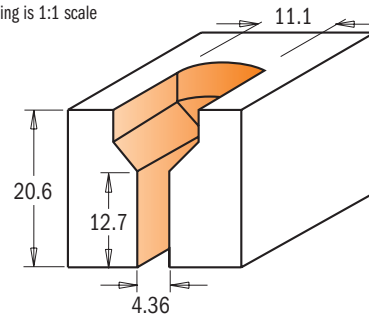
Bits available in 8 and 12.7mm shank; art. **913.201.11** and art. **813.701.11** correspond to countersink screws and art. **913.101.11** and art. **813.601.11** correspond to flat-head screws.




913.101.11
813.601.11



Drawing is 1:1 scale



913.201.11
813.701.11



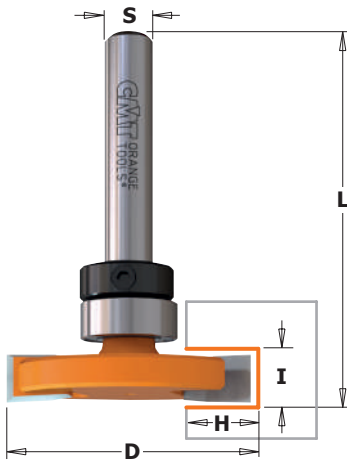
D mm	d mm	I ₁ mm	I mm	L mm		ORDER NO. S=Ø8mm	ORDER NO. S=Ø12.7mm
11.1	4.36	12.7	20.6	63.5	10	913.201.11	813.701.11
12.7	4.36	13.9	24.2	63.5	10	913.101.11	813.601.11

Flooring Bits

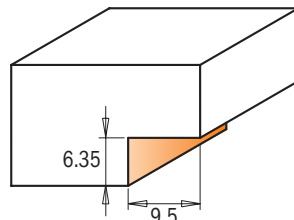
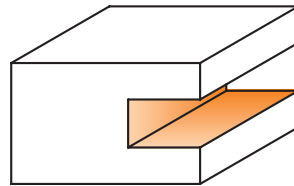
HW Z2 RH

822.023B - 822.024B

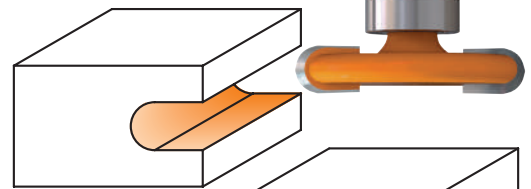
CMT now offers you these industrial quality carbide-tipped router bits for flooring and inlay applications. They easily and smoothly run through solid and timber wood while cutting edges and remain sharp even after several passes **822.024.11B** item number also features rounded edges to produce 3.2mm (1/8") radius inlays. These bits are equipped with a stop collar and a bearing.



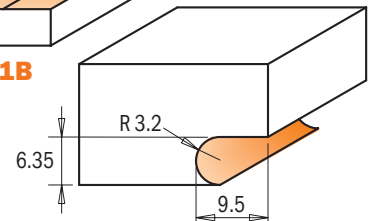
822.023.11B



Drawing is 1:1 scale



822.024.11B

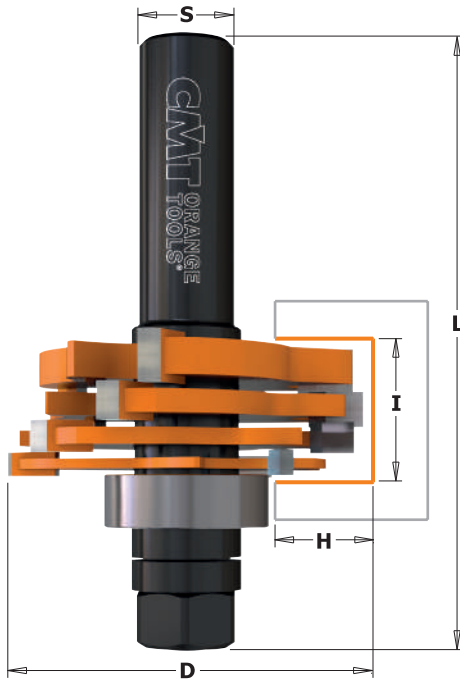


D mm	I mm	H mm	R mm	L mm		ORDER NO. S=Ø6.35mm
31.75	6.35	9.5		47.6	10	822.023.11B
31.75	6.35	9.5	3.2	47.6	10	822.024.11B

Spare parts

791.010.00	541.001.00	990.005.00	991.056.00
791.010.00	541.001.00	990.005.00	991.056.00

3-Wing Slot Cutter



8/900.506

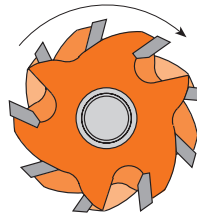
Create slots, grooves and rabbets in materials from 3.2mm to 18mm in depth by using the adjustable CMT 3-Wing slot cutter set. See chart below for details on spacing and correct cutter combinations. Ideal for biscuit joints and milling perfect tongue and groove joints. This set includes:

- 4 carbide tipped cutters 3.2mm, 4mm, 4.8mm, 6.4mm
- 1 arbor 12mm or 12.7mm
- 1 ball bearing (22mm) for 12.7mm cut
- 17 shims: (8x0.1mm - 4x0.5mm - 3x1mm and 2x4mm)

SAFETY TIPS: never use the slot cutter set without shims between the cutters. The distance between the cutters can vary from 1mm to 1.7mm. A shim must also be positioned between the ball bearing and the cutters.

SHOP TIPS: the bearings kit **791.711.00** makes 6.35mm and 9.5mm cutting depths.

NOTE: the carbide edges of the cutters must never touch; arrange the shims as illustrated below. Use only thicknesses provided in the set. Be sure all cutters are assembled in the correct rotational direction. Looking downwards on the arbor, the cutters will turn clockwise.



CUTTER COMBINATIONS	CUTTER HEIGHT	
	mm	mm
A	3.2	
B	4	
C	4.8	
D	6.4	
A + B	6.4	to 7.1
A + C	7.2	to 7.9
A + D	8.8	to 9.5
B + C	8	to 8.7
B + D	9.6	to 10.3
C + D	10.4	to 11.1
A + B + C	10.4	to 11.8
A + B + D	11.9	to 13.3
A + C + D	12.7	to 14.1
B + C + D	13.5	to 14.9
A + B + C + D	15.9	to 18

Use shims to adjust cut width: MIN.1mm - MAX 1.7mm

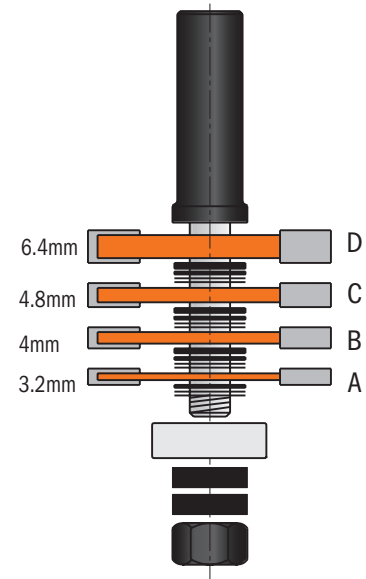
I mm	D mm	H mm	L mm		ORDER NO. S=Ø12mm	ORDER NO. S=Ø12.7mm
3.2-18	47.6	12.8	81	10	900.506.11	
3.2-18	47.6	12.8	81	10		800.506.11

Spare parts


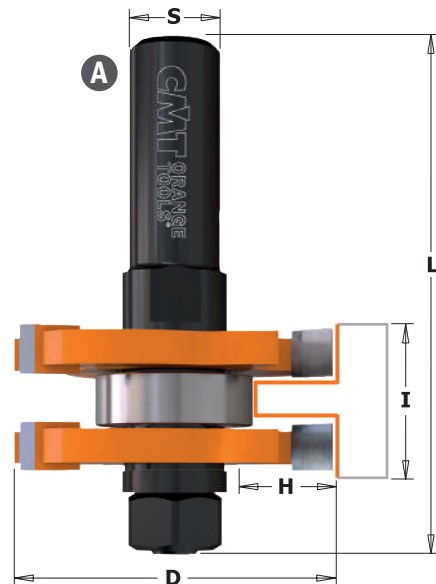
Part	Price	Price	Price
	924.128.00	791.005.00	990.020.00
	824.128.00	791.005.00	990.020.00

Spare parts: **541.515.00** 0.1mm spacer
541.517.00 0.5mm spacer
541.518.00 1mm spacer
541.501.00 4mm spacer

Optional: **791.711.00** 2 pcs. bearing set for depth variations 28.5mm and 34.9mm



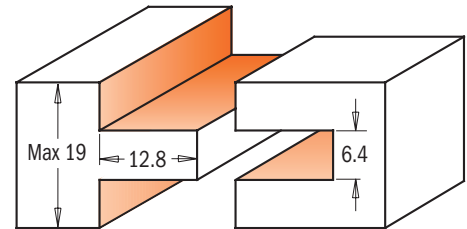
Tongue & Groove Set



8/900.626



Make tongue and groove joints without the complicated process of taking apart and reassembling bits. The new CMT tongue and groove set gives you one bit to groove the slot and a separate bit to mill the tongue. Or use your imagination and put them to work individually on other projects. Makes tongue and groove cuts in wood up to 19mm thickness.



Drawing is 1:1 scale

PROFILE	I mm	D mm	H mm	L mm		ORDER NO. S=Ø8mm	ORDER NO. S=Ø12mm	ORDER NO. S=Ø12.7mm
A+B	19	47.6	12.8	71	5	900.126.11		
A+B	19	47.6	12.8	71	5		900.626.11	
A+B	19	47.6	12.8	71	5			800.626.11
A	19	47.6	12.8	71	10			800.626.11M

Spare parts

Part	Price	Price	Price	Price
	924.083.00	791.005.00	822.364.11	990.020.00
	924.131.00	791.005.00	822.364.11	990.020.00
	824.131.00	791.005.00	822.364.11	990.020.00
	824.131.00	791.005.00	822.364.11	990.020.00

Spare parts: **541.515.00** 0.1mm spacer
541.516.00 0.3mm spacer
541.517.00 0.5mm spacer
541.518.00 1mm spacer
541.500.00 3mm spacer

Slot Cutters

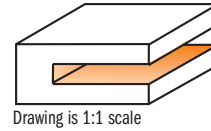
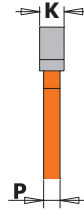
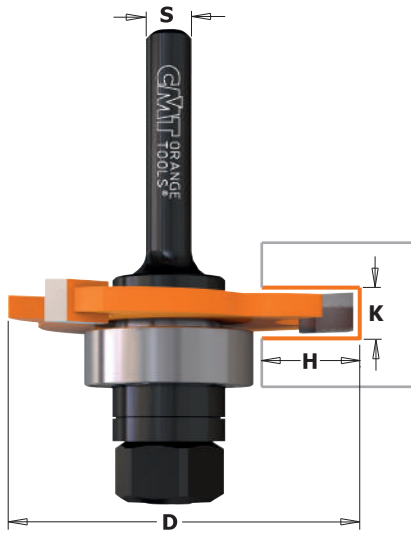


7/8/922A/B

Uses for the CMT 3-Wing Slot Cutter are almost infinite. Cut slots and grooves for splines, biscuits, T-molding or tongue and groove joints.

Every cutter features 3 tungsten carbide tipped cutting edges, CMT's trademark orange non-stick PTFE coating and boasts an anti-kickback design. CMT slot cutters are available as a blade only or with your choice of a 6, 8, 12, 6.35 or 12.7mm diameter arbor which includes a 22mm diameter bearing for a cutting depth of up to 12.7mm. Other bearings are available in the spare parts section of this catalogue.

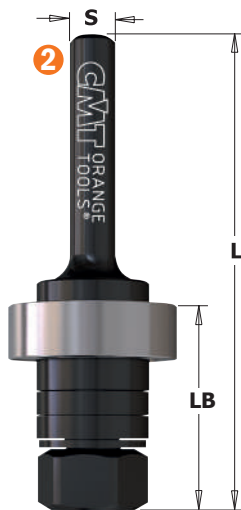
NOTE: For 9.5mm or 6.35mm depths, you can order the bearing kit **791.711.00** (with 28.5mm - 34.9mm diameters).



K mm	P mm	D mm	H mm		ORDER NO. S=Ø6mm	ORDER NO. S=Ø6.35mm	ORDER NO. S=Ø8mm	ORDER NO. S=Ø12mm	ORDER NO. S=Ø12.7mm
1.5	1.1	47.6	12.8	10	722.315.11A		922.315.11A	922.315.11B	
1.6	1.1	47.6	12.8	10		822.316.11A			822.316.11B
2	1.3	47.6	12.8	10	722.320.11A	822.320.11A	922.320.11A	922.320.11B	822.320.11B
2.4	1.3	47.6	12.8	10		822.324.11A			822.324.11B
2.5	1.3	47.6	12.8	10	722.325.11A		922.325.11A	922.325.11B	
3	1.3	47.6	12.8	10	722.330.11A		922.330.11A	922.330.11B	
3.2	1.3	47.6	12.8	10		822.332.11A			822.332.11B
3.5	2.1	47.6	12.8	10	722.335.11A		922.335.11A	922.335.11B	
4	2.1	47.6	12.8	10	722.340.11A	822.340.11A	922.340.11A	922.340.11B	822.340.11B
4.8	2.9	47.6	12.8	10		822.348.11A			822.348.11B
5	2.9	47.6	12.8	10	722.350.11A		922.350.11A	922.350.11B	
6	4.5	47.6	12.8	10	722.360.11A	822.360.11A	922.360.11A	922.360.11B	822.360.11B
6.4	4.5	47.6	12.8	10		822.364.11A			822.364.11B

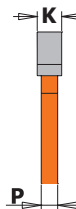
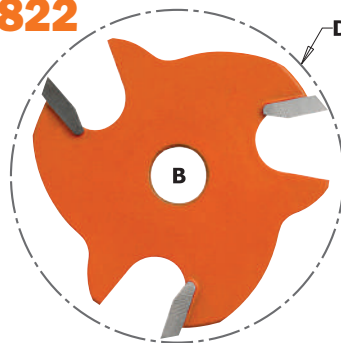
These 3-wing tungsten carbide tipped cutters feature anti-kickback design and CMT's trademark orange PTFE Industrial Coating. All cutters feature an 8mm bore. Use these cutters with cutter arbors **724** (Ø6mm diameter), **824** (Ø6.35mm & Ø12.7mm diameters), and **924** (Ø8mm & Ø12mm diameters).

7/8/924.xxx.00



7/8/924.xxx.10

822

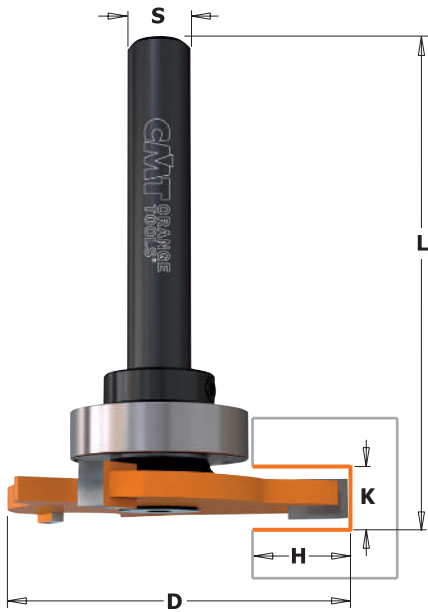


K mm	P mm	D mm	B mm		ORDER NO.
1.5	1.1	47.6	8	10	822.315.11
1.6	1.1	47.6	8	10	822.316.11
1.8	1.1	47.6	8	10	822.318.11
2	1.3	47.6	8	10	822.320.11
2.2	1.3	47.6	8	10	822.322.11
2.4	1.3	47.6	8	10	822.324.11
2.5	1.3	47.6	8	10	822.325.11
2.8	1.3	47.6	8	10	822.328.11
3	1.3	47.6	8	10	822.330.11
3.2	1.3	47.6	8	10	822.332.11
3.5	2.1	47.6	8	10	822.335.11
4	2.1	47.6	8	10	822.340.11
4.8	2.9	47.6	8	10	822.348.11
5	2.9	47.6	8	10	822.350.11
6	4.5	47.6	8	10	822.360.11
6.4	4.5	47.6	8	10	822.364.11

DESCRIPTION	LB mm	L mm		ORDER NO. S=Ø6mm	ORDER NO. S=Ø6.35mm	ORDER NO. S=Ø8mm	ORDER NO. S=Ø12mm	ORDER NO. S=Ø12.7mm
1 Slot cutter arbor without bearing	26	61	10	724.060.00	824.064.00	924.080.00		
1 Slot cutter arbor without bearing	26	67.5	10				924.120.00	824.127.00
2 Slot cutter arbor with bearing	26	61	10	724.060.10	824.064.10	924.080.10		
2 Slot cutter arbor with bearing	26	67.5	10				924.120.10	824.127.10
Slot cutter arbor without bearing, long series	40	86	10			924.083.00		
Slot cutter arbor with bearing, long series	40	86	10			924.083.10		

Spare parts: **791.005.00** Ø8-22mm bearing
541.501.00 4mm spacer
541.500.00 3mm spacer

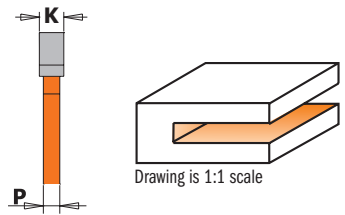
541.518.00 1mm spacer
990.020.00 M8 nut



923A - 823B

The uses of this bit are infinite: not only can you rout grooves and rabbets, but you can even create T or dove-tail joints and create biscuit and spline recesses on wood panels. Each bit features three carbide-tipped cutters, orange coloured PTFE coating and anti-kickback design.

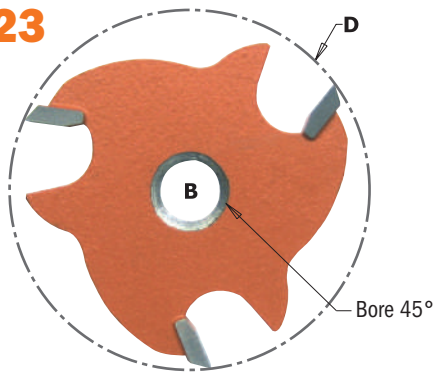
NOTE: This cutter comes with a Ø22mm bearing for 2.8mm depth cuts. By ordering different bearings this depth can be shortened.



Drawing is 1:1 scale

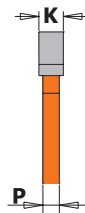
K mm	P mm	D mm	H mm	L mm	Box	ORDER NO. S=Ø8mm	ORDER NO. S=Ø12.7mm
3	1.3	47.6	12.8	58	10	923.330.11A	
3.2	1.3	47.6	12.8	57.5	10		823.332.11B
4	2.1	47.6	12.8	58.3	10	923.340.11A	823.340.11B
5	2.9	47.6	12.8	63	10	923.350.11A	
6.4	4.5	47.6	12.8	60.7	10		823.364.11B

823



These 3-wing carbide tipped slot cutters feature anti-kickback design and CMT's trademark orange PTFE Industrial Coating for carrying out lateral grooves.

For use with cutter arbors **724** (Ø6mm), **824** (Ø6.35mm & Ø12.7mm) and **924** (Ø8mm).

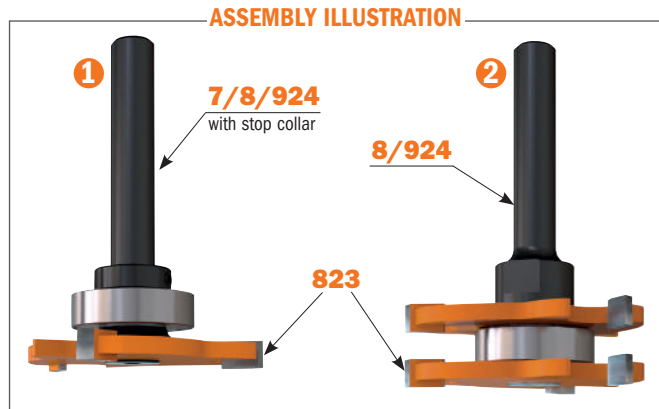


K mm	P mm	D mm	B mm	Box	ORDER NO.
3	1.3	47.6	8	10	823.330.11
3.2	1.3	47.6	8	10	823.332.11
4	2.1	47.6	8	10	823.340.11
5	2.9	47.6	8	10	823.350.11
6.4	4.5	47.6	8	10	823.364.11

7/8/924



8/924




DESCRIPTION	L mm	Box	ORDER NO. S=Ø6mm	ORDER NO. S=Ø6.35mm	ORDER NO. S=Ø8mm	ORDER NO. S=Ø12.7mm
1 Slot cutter arbor with bearing and stop collar	55	10	724.061.10	824.061.10	924.081.10	824.121.10
1 Slot cutter arbor without bearing without stop collar	55	10	724.061.00	824.061.00	924.081.00	824.121.00
2 Slot cutter arbor with bearing	61	10			924.082.10	824.122.10
2 Slot cutter arbor without bearing	61	10			924.082.00	824.122.00

- Spare parts:**
- 791.012.00 Ø8-22mm bearing
 - 541.001.00 Stop collar for Ø6.35mm shanks
 - 541.002.00 Stop collar for Ø12.7mm shanks
 - 791.013.00 Ø12.7-22mm bearing
 - 541.003.00 Stop collar for Ø6mm shanks
 - 541.004.00 Stop collar for Ø8mm shanks

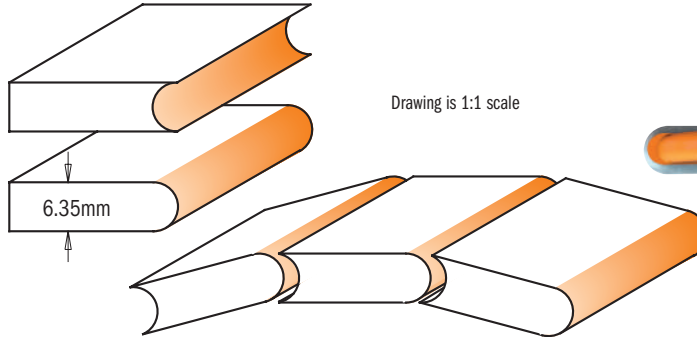
- 541.515.00 0.1mm spacer
- 541.516.00 0.3mm spacer
- 541.517.00 0.5mm spacer
- 541.518.00 1mm spacer
- 990.055.00 M5x12mm TSPEI screw
- 991.067.00 3mm hex key

Flute & Bead Set



8/955.701

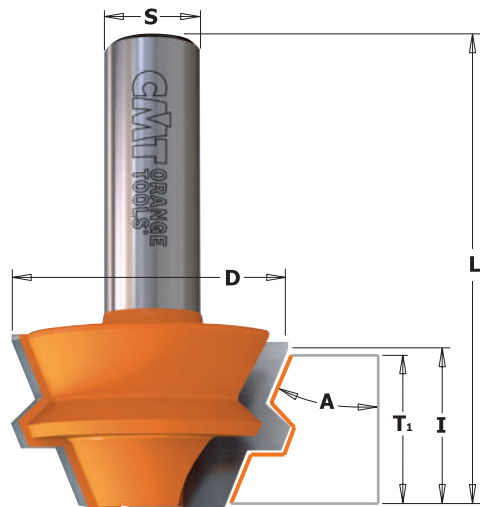
This perfectly mated CMT set is ideal for making wooden canoe slats and hot tub enclosures. The cutting edges in tungsten carbide stay sharp even after cutting large amounts of stock. The anti-kickback design ensures that you work safely. Use both the flute and the bead bits for 6.35mm (1/4") slats as shown below.



Drawing is 1:1 scale

R mm	D mm	L mm	L1 mm				ORDER NO. S=Ø12mm	ORDER NO. S=Ø12.7mm
3.2	38	48.1	44.5	5			955.701.11	855.701.11

Lock Miter Set

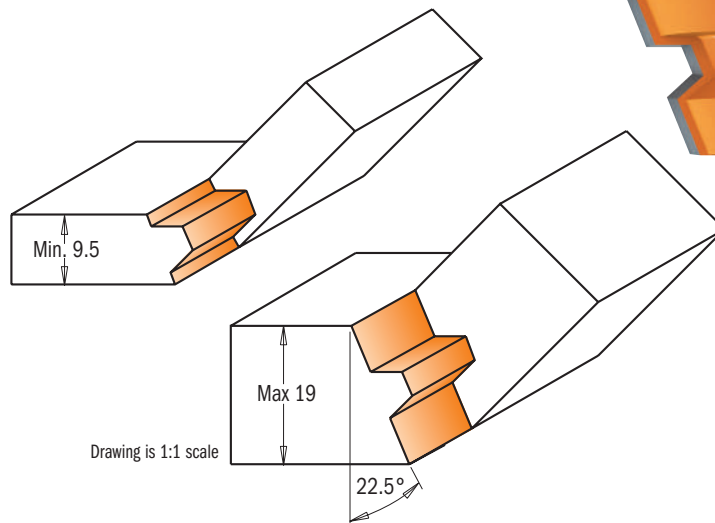


8/955


Use this pair of bits to produce octagonal shaped boxes and popular corner cabinetry for kitchens, kitchen islands, entertainment centres and corner hutches.

This 22.5° Lock Miter set provides a strong tight joint even at 45° angles.

After the joints are machined, they can be glued and assembled or simply clamped by using strapping tape.



Drawing is 1:1 scale



D mm	I mm	A	T1 mm	L mm			ORDER NO. S=Ø8mm	ORDER NO. S=Ø12.7mm
37.3	22.2	22.5°	9.5 ÷ 19	60.3	5		955.005.11	855.505.11

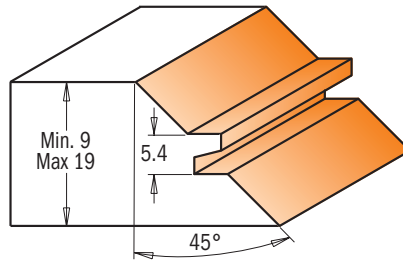


These are the ultimate bits to craft sturdy miter joints thanks to anti-kickback design and tough tungsten carbide cutting edges. By adding a second smaller bit, you can mill anywhere from 9.5mm to 28.5mm in thickness. A quick and easy way to accurately create boxes, stretcher bars, frames and any assortment of right angle or parallel joint projects.

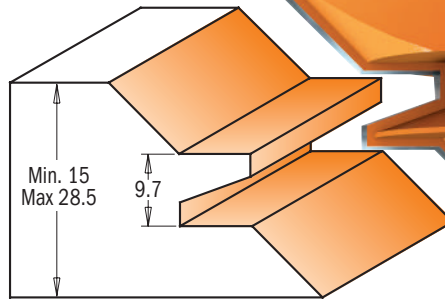
You also have the advantage of using the same bit for parallel joinery projects. To mill sturdy parallel glue joints follow step 1 shown in the illustration with the inside face of the workpiece laid flat on the table and centred to the bit. To make the second part, lay the workpiece flat on the table and centred to the bit. Mill with the inside face-up.



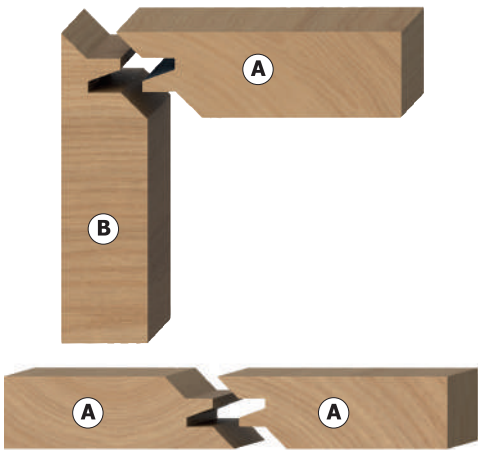
8/955.504



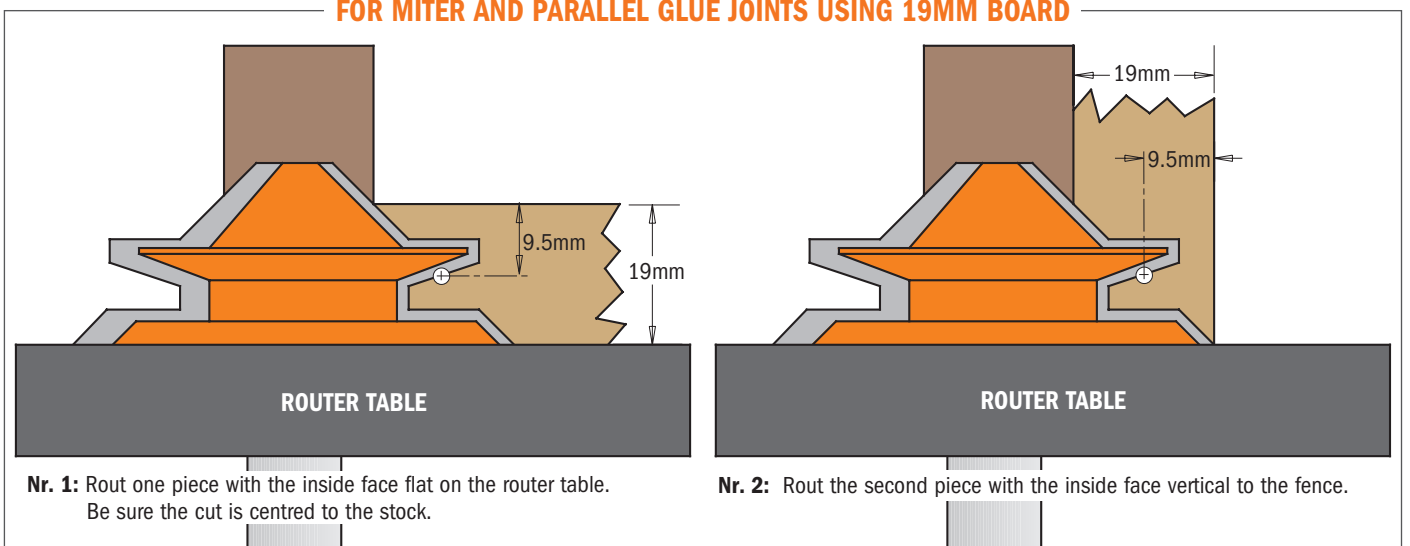
8/955.503



Drawing is 1:1 scale



FOR MITER AND PARALLEL GLUE JOINTS USING 19MM BOARD



Nr. 1: Rout one piece with the inside face flat on the router table. Be sure the cut is centred to the stock.

Nr. 2: Rout the second piece with the inside face vertical to the fence.

D mm	I mm	A	T ₁ mm	L mm		ORDER NO. S=Ø8mm	ORDER NO. S=Ø12mm	ORDER NO. S=Ø12.7mm
44.5	19	45°	9 ÷ 18	58	5	955.009.11		
50.8	21	45°	9.5 ÷ 19	60.3	5		955.504.11	855.504.11
70	30	45°	15 ÷ 28.5	70	5		955.503.11	855.503.11

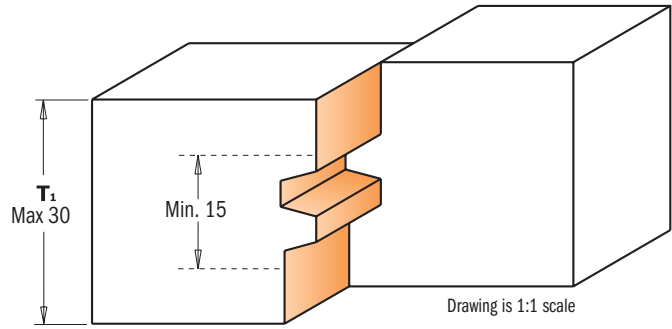



8/955.501

The most unique and important characteristic of this CMT bit is its capacity to produce a virtually indestructible glue joint quickly and flawlessly. Ideal for routing panels, doors and furniture pieces of wide dimension, panels, doors and furniture pieces. Refer to page 252, "ABCs of Panel Door Construction".

By accurately centering the bit to the wood, the upper and lower vertical cutting edges of the bit will cut equal proportions. Simply run one edge of the panel, turn the panel over, and then run the opposite edge - you will craft perfectly harmonized reverse cuts that match up to produce immaculate joints!

SHOP TIPS: When glueing, apply enough pressure to securely seal the joint. Insufficient pressure results in a weak joint and excessive pressure will distort the wood.



EXAMPLE USING A 19MM BOARD

Accurately centre the wood to the bit: Adjust the bit according to the thickness of the wood you are cutting. Line up the cut edge of the wood to the centre point of the bit as illustrated in the enlarged drawing. The upper and lower vertical cutting edges of the bit are in proportion and at an equal distance from the centre point of the bit. Run one cut edge of the wood, turn the piece over and run the other edge for exact reverse cuts that match up perfectly. Assemble the reverse cut pairs together for beautiful, strong joints.

D mm	I mm	T ₁ mm	L mm		ORDER NO. S=Ø12mm	ORDER NO. S=Ø12.7mm
44.4	32	15 - 30	70.1	10	955.501.11	855.501.11

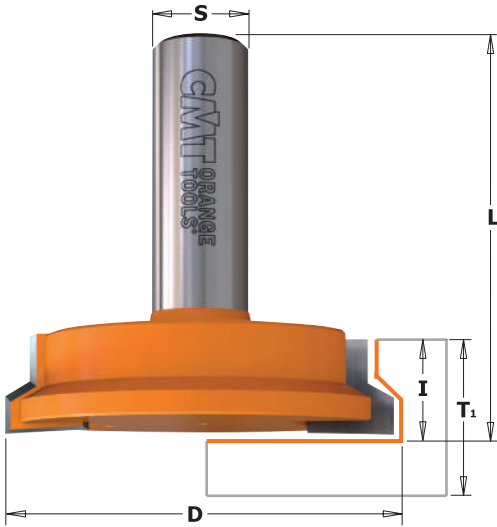
Drawer Lock Bits



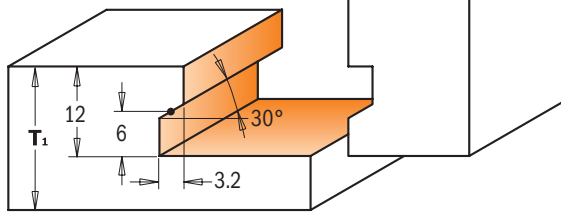
7/8/955

With CMT drawer lock bits you can make strong, perfectly fitted joints quickly and easily. Follow the example below to create perfect drawers.

WARNING! These bits are to be used on router tables only with a fence. Do not use on hand-held routers.

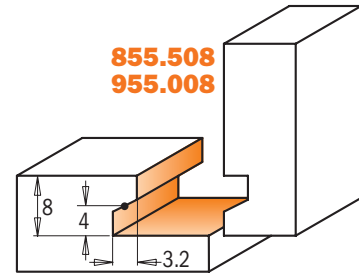


8/955.002-502

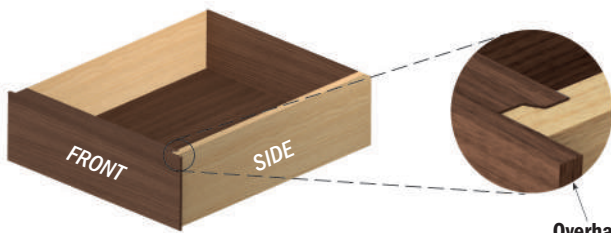


Drawing is 1:1 scale

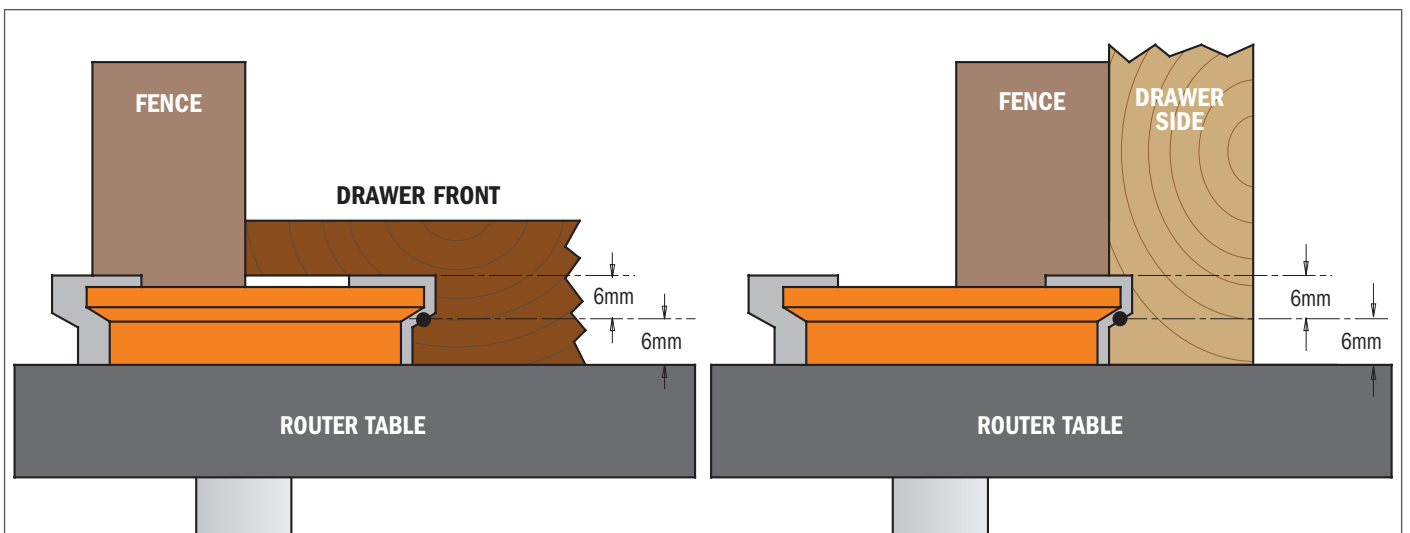

855.508 955.008



Drawing is 1:1 scale



Overhang for drawer stop

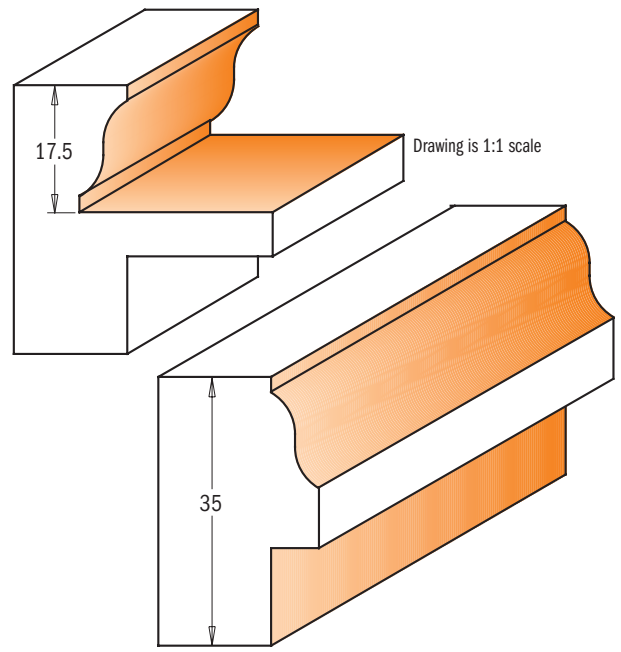




D mm	T ₁		I mm	L mm	10	ORDER NO. S=Ø6mm	ORDER NO. S=Ø6.35mm	ORDER NO. S=Ø8mm	ORDER NO. S=Ø12mm	ORDER NO. S=Ø12.7mm
	min. mm	max. mm								
25.4	9.5	15.88	12.7	54	10			955.008.11		855.508.11
31.7	15.88	25.4	12.7	44.5	10	755.002.11	855.002.11	955.002.11		
50.8	15.88	25.4	12.7	50.8	10				955.502.11	855.502.11



8/955.801

CMT designed this set so you can create window sashes that are as beautiful as they are functional. You can craft perfect 12.7mm profiles for custom doors.



d mm	I mm	L mm	D mm	I mm	L mm	Box	ORDER NO. S=Ø12mm	ORDER NO. S=Ø12.7mm
35	35	84	38	17.5	56	5	955.801.11	855.801.11

Spare parts

791.012.00	822.004.11	541.518.00	990.020.00

STEP-BY-STEP WINDOW SASH CONSTRUCTION

CMT SET MAKES IT EASY!

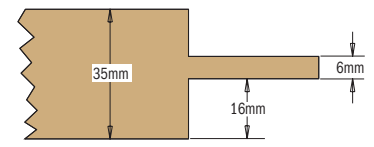
In our step-by-step example for window sash construction, we used the following:

- CMT Window Sash Set (item #855.801.11)
- stiles cut 35mm thick
- rails cut 35mm thick
- scrap stock

The CMT Window Sash Set was designed ideally for the construction of windows in 35mm stock, however variations as narrow as 28mm can be used. Stock thicker than 35mm exceeds the milling range of the cutter. Remember to adjust your measurements and cutting depths according to the wood thickness you use. We suggest making a trial joint in scrap stock according to the following steps before milling all of the cope and stick Profiles.

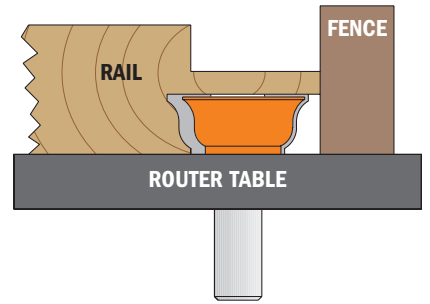
STEP 1 - Measurements and making the tenons

The ideal thickness of the stiles when using the CMT sash set is 35mm. The desired width of the stiles will determine the length you need to make your tenons, while the length of the stile will represent the desired full height of the sash. When cutting the rails to length, make sure to add the length of the two tenons to the overall length of the rail. The length of the tenons should be at least half the width of the stile. Mill 16mm measuring from the front face of the stock using a table saw, radial saw or router as shown in illustration 1. This measurement remains invariable since it is calculated to the height of the CMT sash routers. The width of the tenon is 6mm. Rotate the stock and mill the other side. As per our example, the second milling will be 13mm but this measurement will vary if you are using thinner stock.



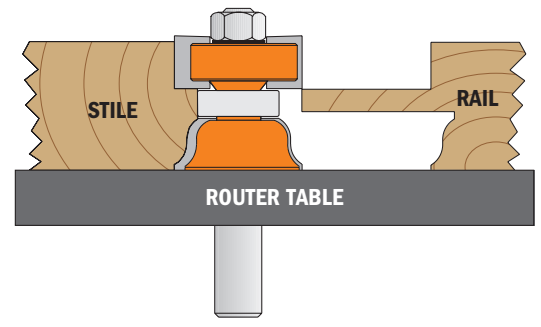
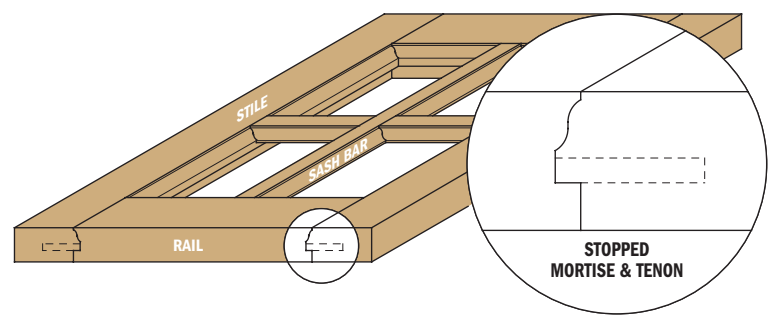
STEP 2 - Making the cope Profilee on rails, sash bar and muntins

To make the cope Profilee, place the rail face front down on the router table with the tenon flush to the bit as shown in illustration 2. Adjust the fence so the bit mills 6.35mm deeper than the tenon. To mill the sash bar and the muntins (cross bars), position front face down on the router table and mill without changing the height of the bit.




STEP 3 - Making the stick Profilee on rails, stile, sash bar and muntins

To mill the stick Profilee along the inside edges of all sash parts, place the already milled cope Profilee front face down on the router table and adjust the sash bit so that the lower edge of the top cutter will exactly touch the upper edge of the tenon as shown in need to 3 illustrations. With the rail still face down on the table, turn it so the inside edge of the rail is touching the bit and mill the stick Profilee. Mill the inside edges of the stiles and mill both edges of the front face of the sash bar and muntins. To cut the slots for the tenons, measure 16mm from the front face of the stiles and rout with a table saw.



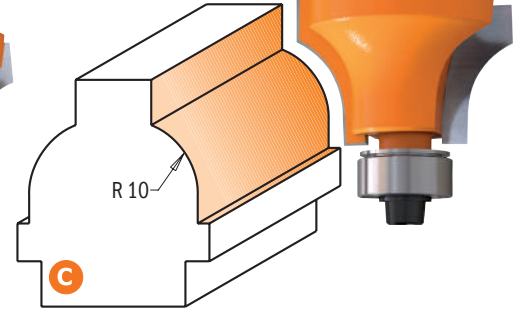
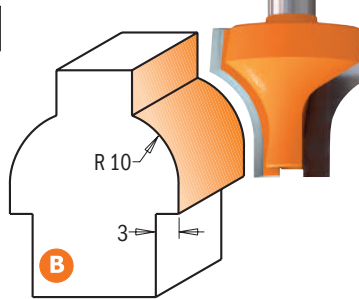
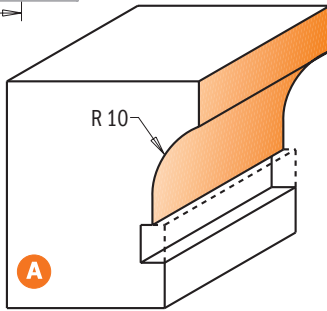

Ovolo/Glass Door Sash Bits



8/955.3

These bits allow you to make true divided light doors for fine furniture and cabinets as well as sash bar windows, and stile and rail constructions. The glazing bar ovolo bits are bearing-guided to enable curved frames to be moulded. Cove bits can be used to produce easy-to-pull drawer handles.

Drawing is 1:1 scale



D mm	I mm	R mm	L mm	PROFILE		ORDER NO. S=Ø6.35mm	ORDER NO. S=Ø8mm
25	19	10	50.8	A	10	855.307.11M	955.307.11M
22	19	10	50.8	B	10	855.307.11F	955.307.11F
28	19	10	61.2	C	10	855.308.11F	955.308.11F

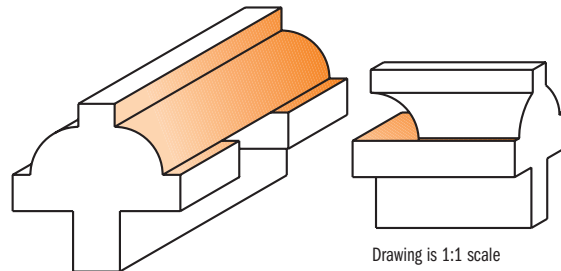
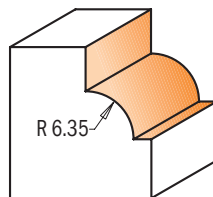
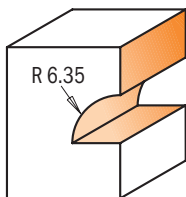

Spare parts

990.423.00	791.003.00	990.058.00	991.057.00

Ovolo/Glass Door Sash Set



955.302 - 855.802



Drawing is 1:1 scale

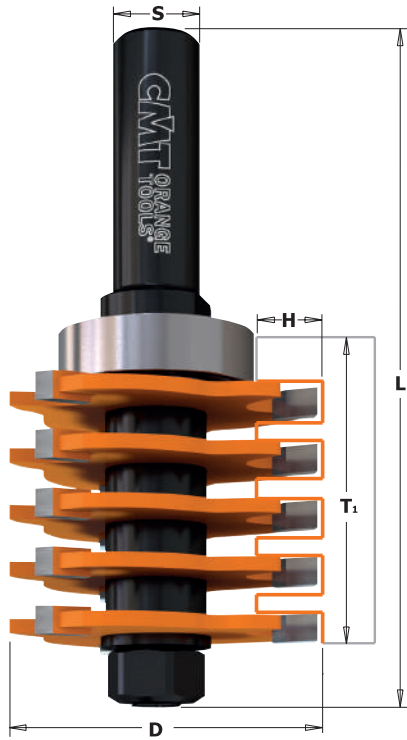
d mm	D mm	I mm	R mm	L mm	L ₁ mm		ORDER NO. S=Ø8mm	ORDER NO. S=Ø12.7mm
30	31.7	12	6.35	57	61	5	955.302.11	855.802.11

Spare parts

990.423.00	791.003.00	990.058.00	791.011.00	541.002.00

Spare parts: 991.056.00 1.5mm hex key
991.057.00 3/32" hex key

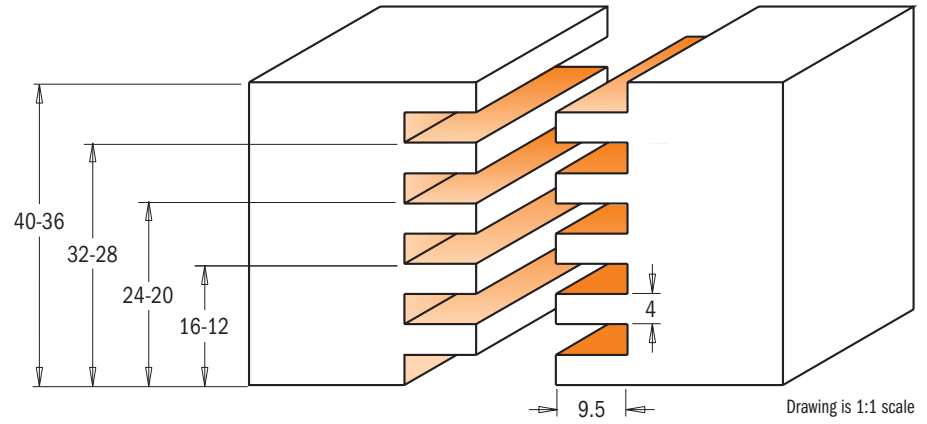
Finger Joint Bit



8/900.616



This router allows you to carry out accurate and functional finger joints with the greatest of ease. Without any adjustment you will be able to work woods with different thicknesses as indicated in the drawing. The bearing allows you to reach a 9.5mm cutting depth. For further cutting depths you need to use a fence.



T ₁ mm	D mm	H mm	L mm		ORDER NO. S=Ø12mm	ORDER NO. S=Ø12.7mm
12 - 40	47.6	9.5	97	10	900.616.11	800.616.11
12 - 40	47.6	9.5	97	10		


Spare parts

924.130.00	791.027.00	822.340.11	990.020.00
824.130.00	791.027.00	822.340.11	990.020.00

Spare parts: 541.515.00 0.1mm spacer
 541.519.00 5.8mm spacer
 990.403.00 1.6mm washer
 990.459.00 Kit with spacers

Optional: 791.020.00 Ø38.1mm bearing (for depth 4.75mm)
 791.029.00 Ø34.9mm bearing (for depth 6.35mm)
 791.015.00 Ø31.7mm bearing (for depth 8mm)
 791.011.00 Ø19mm bearing (for depth 14.3mm)

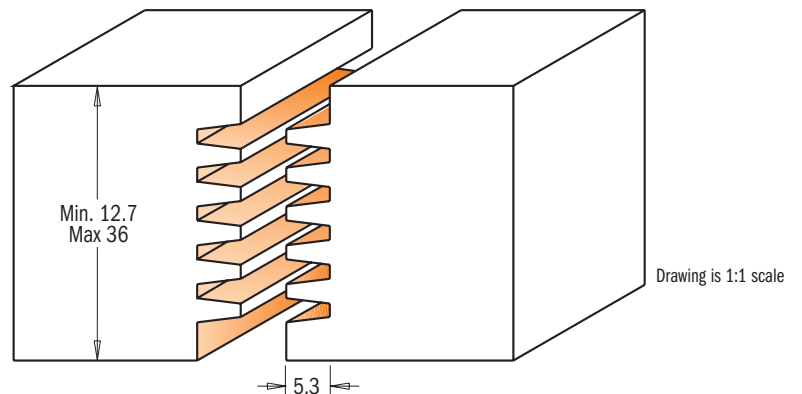
Professional Finger Joint Bit



8/900.606



This versatile finger joint bit is the perfect tool for making incredibly strong side-to-side or end-to-end joints in wood and in varying lengths from 12.7mm to 36mm. The tightness and accuracy of the cut joint coupled with the maximum glue surface create a joint that is actually stronger than an unworked piece of wood.




T ₁ mm	D mm	H mm	L mm		ORDER NO. S=Ø12mm	ORDER NO. S=Ø12.7mm
12.7 - 36	47.6	5.3	97	10	900.606.11	800.606.11
12.7 - 36	47.6	5.3	97	10		

Spare parts


924.129.00	791.028.00	822.005.11	822.006.11	990.022.00
824.129.00	791.028.00	822.005.11	822.006.11	990.022.00

Spare parts: 541.511.00 3mm spacer
 541.512.00 2mm spacer
 541.526.00 0.1mm spacer
 990.458.00 Kit with spacer

V-Tongue & Groove Set

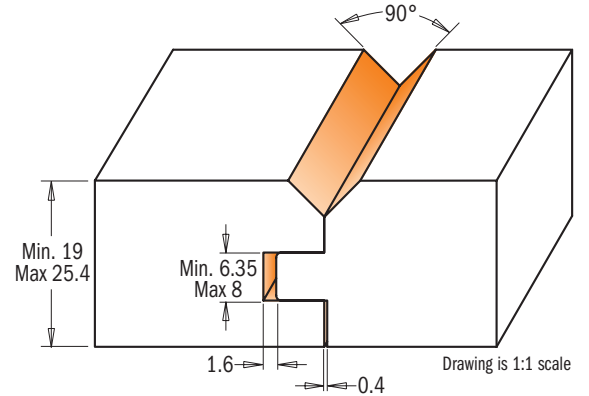


8/955.506



If the standard selection of moulding and mill work you find in today's lumber shops isn't satisfactory to your woodworking tastes, then consider CMT's moulding system instead. With these bits, you can make dozens of elaborate profiles by combining two or more passes. Avoid the average and create your own mouldings. Some initial suggestions are illustrated below.

SAFETY TIPS: use these bits with a fence. The profiles shown below are milled from heavy stock then refined to the desired shape.



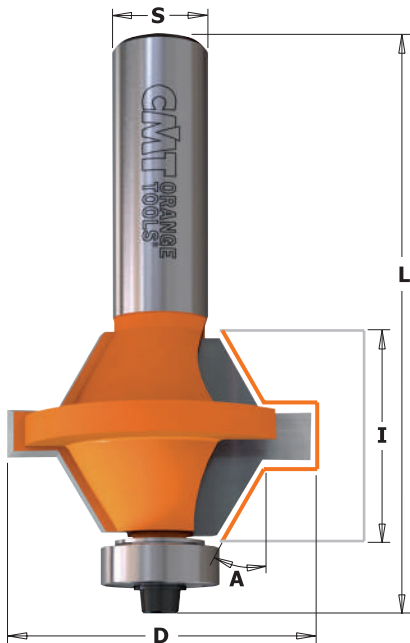
D mm	T ₁ mm	L mm	L ₁ mm		ORDER NO. S=Ø12mm	ORDER NO. S=Ø12.7mm
44.4	19÷25.4	75.5	78.5	10	955.506.11	855.506.11

Spare parts

	8mm		4mm		19mm		22mm		990.020.00
822.013.11		822.014.11		791.011.00		791.005.00			

Spare parts: **541.515.00** 0.1mm spacer
541.516.00 0.3mm spacer
541.517.00 0.5mm spacer
990.407.00 Shield

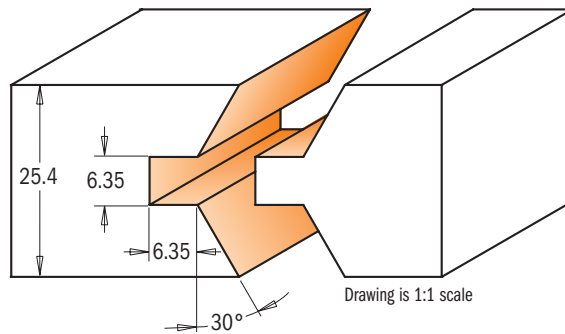
Edge Banding Bits Set



8/955.510



This is a great set to create cost-effective, yet attractive durable edges to your cabinet doors. For use with 12.7mm or 25.4mm thick panels in plywood or MDF. Easy to use: center each cutter on the stock and make the cut; glue the two pieces together; flush trim after assembly, if necessary. The set features a 60° angle tongue & groove with an ample surface area for glue application.



D mm	I mm	A	L mm		ORDER NO. S=Ø12mm	ORDER NO. S=Ø12.7mm
40	25.4	30°	74.5	5	955.510.11	855.510.11

Spare parts

990.423.00	791.018.00	990.058.00	991.057.00

Dovetail Bits


7/8/918 - 7/818B



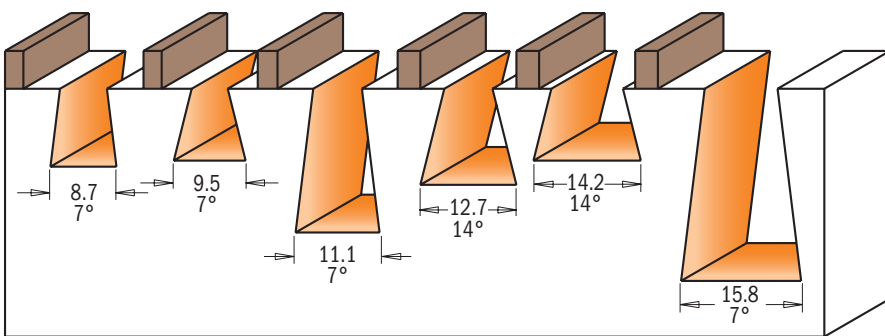
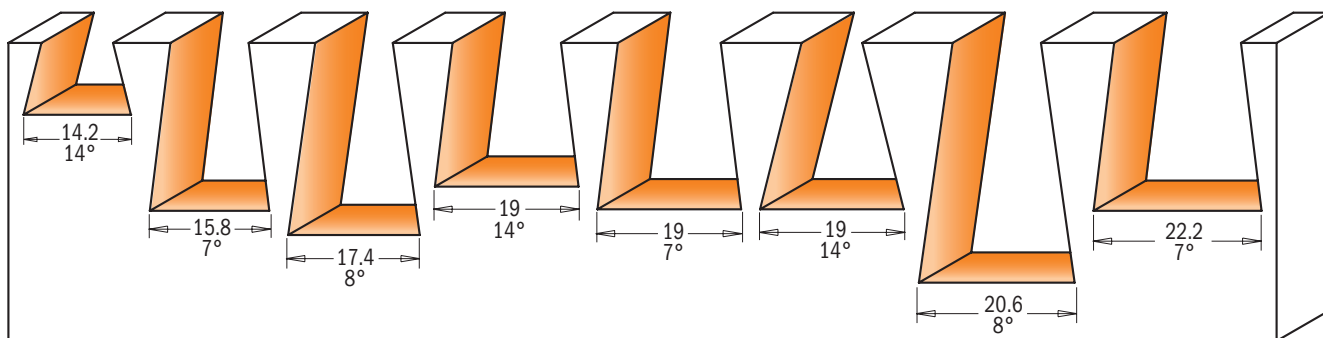
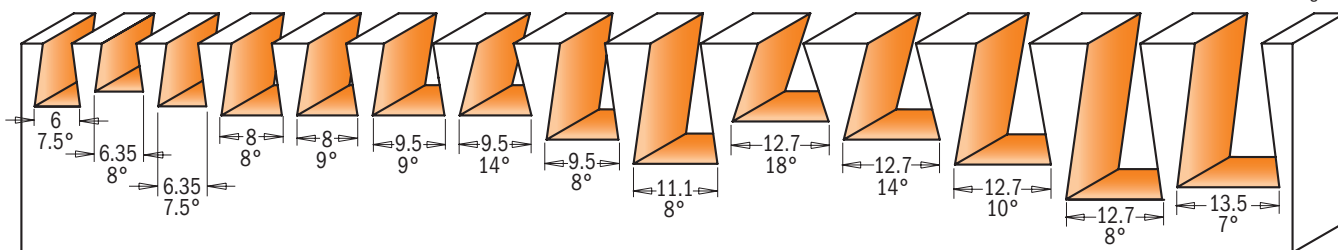
The beautifully crafted dovetail joint is a classic that appeals to both professionals and novices alike.

SHOP TIPS: Two passes are recommended when routing dovetails with a template. Check that the dovetails have been cut through completely and smoothly before removing the workpiece. For even easier routing and less stress on your dovetail bit, run the first pass with a straight bit. Use a dovetail on your router table equipped with a fence to achieve difficult chamfer angles.

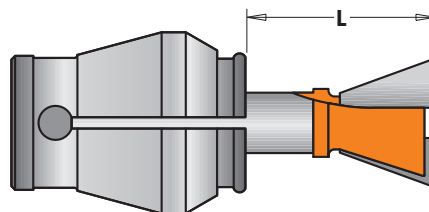
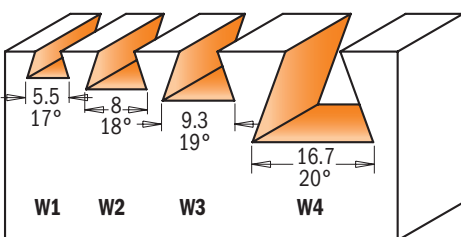
SAFETY TIPS: If the dovetail bit jams while working, adjust the position of the bit in the collet and ensure the cutting depth is appropriate. Do not lift the router out of the template.



Drawing is 1:1 scale



Fit Manufacturer Model	ORDER NO.	
CMT-Enlock10		818.098.11B
CMT-Enlock15	718.127.11B	818.128.11B
CMT300	718.127.11	818.128.11
	918.127.11	818.628.11



Manufacturer/Model	ORDER NO.	
FIT HOFFMANN® KEYS		
W1 L=16mm	718.053.11	818.053.11
W2 L=17.5mm	718.079.11	818.079.11
W3 L=19mm	718.093.11	818.093.11
W4 L=25mm	918.167.11	

FIT HOFFMANN® KEYS

7/8/918

D mm	I mm	L mm	A		ORDER NO. S=Ø6mm	ORDER NO. S=Ø6.35mm	ORDER NO. S=Ø8mm	ORDER NO. S=Ø12mm	ORDER NO. S=Ø12.7mm
•6	8.3	60	7.5°	10	718.060.11				
•6.35	6.35	50.8	8°	10		818.065.11			
•6.35	8.3	63.5	7.5°	10		818.064.11			818.564.11
•8	9.5	54	8°	10		818.081.11			
•8	9.5	52.5	9°	10		818.080.11			
•8	9.5	63.5	9°	10					818.580.11
•9.5	9.5	60.3	14°	10		818.098.11			
9.5	9.5	52.5	9°	10	718.095.11	818.096.11	918.095.11		
9.5	9.5	63.5	9°	10					818.596.11
9.5	12.7	60.3	8°	10		818.097.11			
11.1	15.9	60.3	8°	10		818.111.11			
12.7	10.3	60.3	18°	10		818.132.11			
12.7	12.7	52.4	14°	10	718.127.11	818.128.11	918.127.11		
12.7	12.7	63.5	14°	10					818.628.11
12.7	12.7	62	14°	10		818.130.11			
12.7	16	60.3	10°	10		818.133.11			
12.7	20.6	69.8	8°	10		818.129.11	918.129.11		
13.5	19.05	61.5	7°	10					818.635.11
14.2	9.5	50.8	14°	10		818.142.11			
15.8	22	60.3	7°	10	718.158.11	818.158.11	918.158.11		
15.8	22	66.7	7°	10				918.658.11	818.658.11
17.4	25.4	77.6	8°	10					818.674.11
19	19	77.6	14°	10					818.691.11
19	22	60.3	7°	10	718.190.11	818.190.11	918.190.11		
19	22	66.7	7°	10				918.690.11	818.690.11
19	22	60.3	14°	10		818.191.11			
20.6	31.7	84.1	8°	10					818.706.11
22.2	22.2	69.8	7°	10					818.722.11
WITH TOP BEARING									
8.73	10.3	58	7°	10		818.087.11B			
•9.5	9.5	60.3	14°	10		818.098.11B			
11.1	19	66.7	7°	10		818.113.11B			
12.7	12.7	52.4	14°	10	718.127.11B	818.128.11B			
14.2	9.5	50.8	14°	10		818.142.11B			
WITH TOP BEARING (SHANK=Ø9.5mm)									
15.8	25.4	68.3	7°	10			818.159.11B		
FIT HOFFMANN® KEYS									
•5.5	4	43	17°	10	718.053.11	818.053.11			
•8	6	43	18°	10	718.079.11	818.079.11			
•9.3	7.3	43	19°	10	718.093.11	818.093.11			
16.7	12.5	49	20°	10			918.167.11		



Spare parts

791.009.00	541.001.00
791.010.00	541.001.00
791.009.00	541.001.00
791.010.00	541.001.00
791.010.00	541.001.00
791.021.00	541.006.00

Spare parts: **990.005.00** M3x3mm TSEI screw
991.056.00 1.5mm hex key

• HWM



A FEW OF THE BEAUTIFUL DOVETAIL JOINTS YOU CAN PRODUCE USING CMT BITS



THROUGH DOVETAIL



HALF-BLIND DOVETAIL

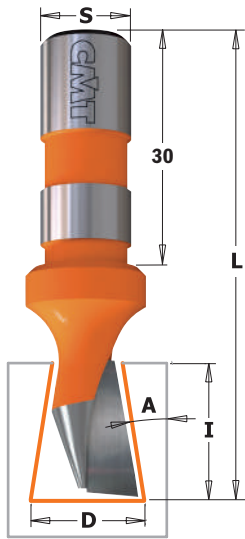


VARIABLE-SPACED DOVETAIL



SLIDING DOVETAIL

9° Dovetail Cutters



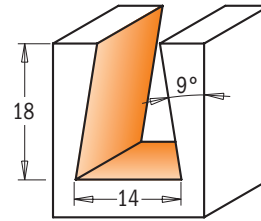
522




D mm	I mm	L mm	A	S mm		ORDER NO. Right-hand rotation
14	18	60	9°	12	10	522.140.11

TECHNICAL DETAILS:

- Strength steel.
- 1 HW precision ground cutting edge [Z1].



Drawing is 1:1 scale



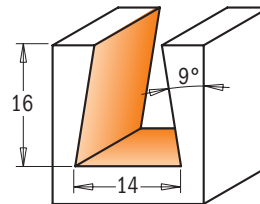
523



D mm	I mm	L mm	A	S mm		ORDER NO. Right-hand rotation
14	16	60	9°	10	10	523.140.11

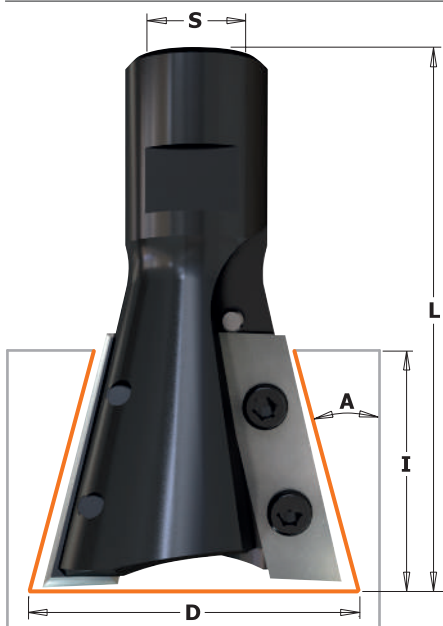
TECHNICAL DETAILS:

- Strength steel.
- 2 HW precision ground cutting edges [Z2].



Drawing is 1:1 scale

15° Dovetail Cutter with Insert Knives for Roof-Frames



664



D mm	I mm	L mm	A	S mm		ORDER NO. Right-hand rotation
39.5	31.5	66	15°	M12x1	1	664.395.11

TECHNICAL DETAILS:

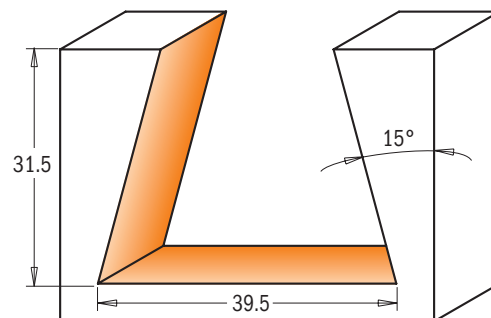
- Strength steel.
- 2 HWM precision insert knives [Z2].

APPLICATION:

This cutter allows you to assemble roof-frames by dovetailing.

Spare parts

790.315.00	990.076.00	991.061.00




Drawing is 1:1 scale

SAFETY TIPS

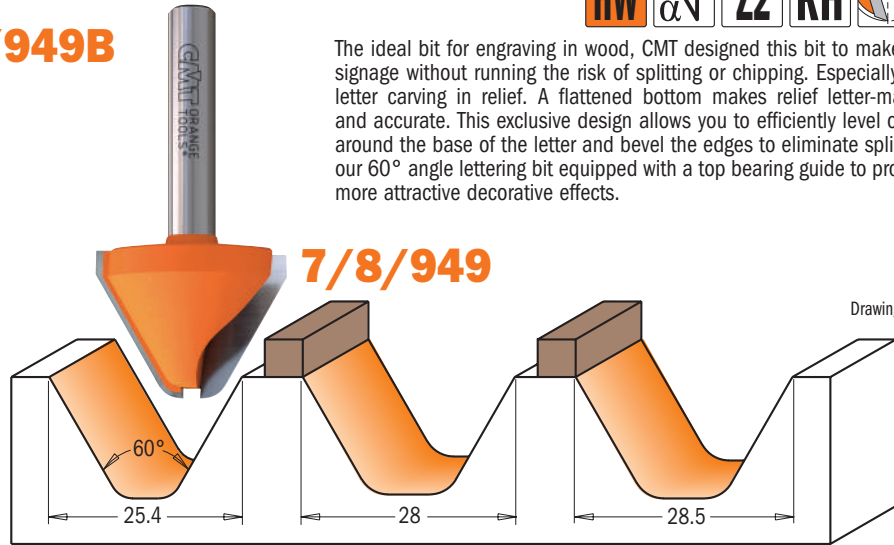
The **TW-006** Torque Screwdriver is recommended for the proper fastening of screws (see page 421).

60° Lettering Bit



8/949B

The ideal bit for engraving in wood, CMT designed this bit to make attractive signage without running the risk of splitting or chipping. Especially useful for letter carving in relief. A flattened bottom makes relief letter-making easy and accurate. This exclusive design allows you to efficiently level off the area around the base of the letter and bevel the edges to eliminate splintering. Try our 60° angle lettering bit equipped with a top bearing guide to produce even more attractive decorative effects.



7/8/949

Drawing is 1:1 scale

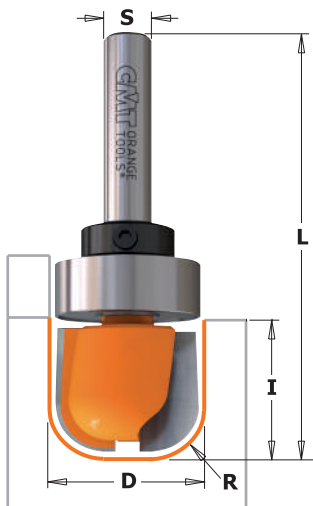
D mm	I mm	A	L mm		ORDER NO. S=Ø6mm	ORDER NO. S=Ø6.35mm	ORDER NO. S=Ø12mm	ORDER NO. S=Ø12.7mm
25.4	19	60°	50.8	10	749.001.11	849.001.11		
28	19	60°	63.5	10			949.502.11	
28.5	19	60°	63.5	10				849.501.11
WITH TOP BEARING								
28	19	60°	63.5	10			949.502.11B	
28.5	19	60°	63.5	10				849.501.11B

Spare parts

791.026.00	541.005.00	991.056.00
791.027.00	541.002.00	991.056.00

Spare parts: 990.005.00 M3x3mm STEI screw

Bowl & Tray Bits



7/8/951B



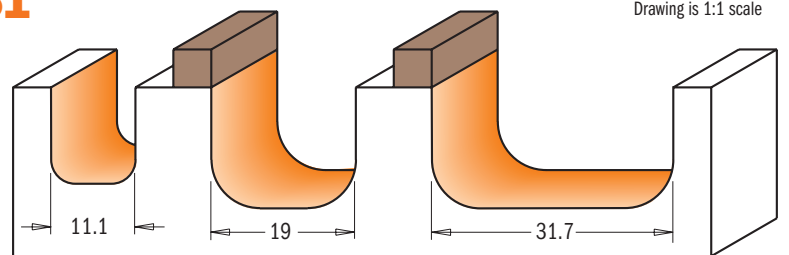
This CMT bit is ideal for making bowls, trays, boxes, cutting boards or any other specialty or craft item. The round corner of the bit shapes the inner radius while the sides and bottom create the smooth flat surfaces. We recommend using a top bearing for accurate and easy pattern work.

TIPS: use these bits on a table router with bearing guide for decorative edgework.



7/8/951

Drawing is 1:1 scale

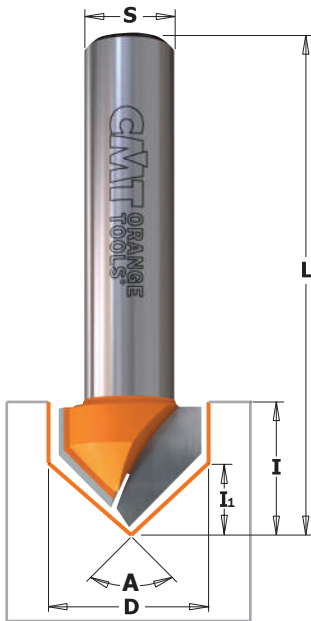


D mm	I mm	R mm	L mm		ORDER NO. S=Ø6mm	ORDER NO. S=Ø6.35mm	ORDER NO. S=Ø8mm	ORDER NO. S=Ø12mm	ORDER NO. S=Ø12.7mm
11.1	12.7	3.2	45.5	10		851.001.11			
19	16	6.4	54	10	751.002.11	851.002.11	951.002.11		
19	16	6.4	60.4	10				951.501.11	851.501.11
31.7	16	6.4	60.4	10				951.502.11	851.502.11
WITH TOP BEARING									
19	16	6.4	54	10	751.002.11B				
19	16	6.4	54	10		851.002.11B			
19	16	6.4	60.4	10					851.501.11B
31.7	16	6.4	60.4	10				951.502.11B	851.502.11B

Spare parts

791.007.00	541.003.00	991.056.00
791.004.00	541.001.00	991.056.00
791.011.00	541.002.00	991.056.00
791.015.00	541.002.00	991.056.00

Spare parts: 990.005.00 M3x3mm STEI screw

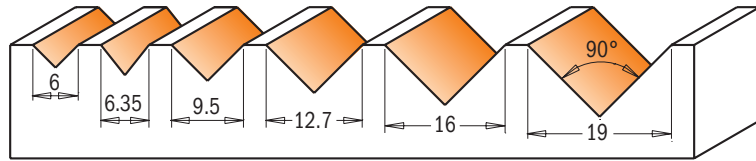


7/8/915

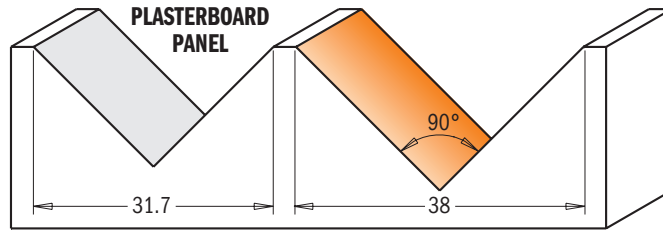


These double cutting edge CMT bits offer an almost endless range of woodworking possibilities. Make clean, perfect cuts in panels, drawer fronts or even plasterboard panels; chamfer edges or engrave beautiful lettering.

TIPS: these bits perfectly chamfer at 45° angles (Two tools in one).



Drawing is 1:1 scale



D mm	I mm	I ₁ mm	A	L mm		ORDER NO. S=Ø6mm	ORDER NO. S=Ø6.35mm	ORDER NO. S=Ø8mm	ORDER NO. S=Ø12mm	ORDER NO. S=Ø12.7mm
•6	8	3	90°	46	10	715.060.11		915.060.11		
•6.35	8	3.18	90°	38.1	10		815.064.11			
9.5	12.7	4.75	90°	44.5	10	715.095.11	815.095.11	915.095.11		
12.7	12.7	6.35	90°	44.5	10	715.127.11	815.127.11	915.127.11		
16	12.7	8	90°	52.8	10			915.160.11		
16	12.7	8	90°	63.5	10				915.660.11	815.660.11
19	16	9.5	90°	55.5	10	715.190.11				
19	16	9.5	90°	63.5	10				915.690.11	815.690.11
31.7	19	15.88	90°	63.5	10			915.317.11	915.817.11	815.817.11
38	28.5	19	90°	63.5	10			915.380.11		
38	28.5	19	90°	70	10					815.880.11

• HWM

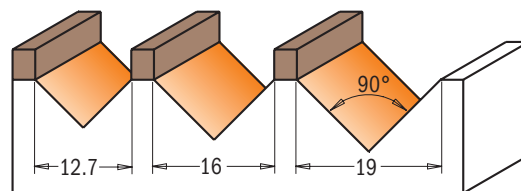


7/8/915B



In addition, CMT has versatile top bearing bits that allow for several template options of your choice (see series 715B-815B-915B).

TIPS: these bits perfectly chamfer at 45° angles (two tools in one).




Drawing is 1:1 scale

D mm	I mm	I ₁ mm	A	L mm		ORDER NO. S=Ø6mm	ORDER NO. S=Ø6.35mm	ORDER NO. S=Ø8mm	ORDER NO. S=Ø12.7mm
12.7	12.7	6.35	90°	44.5	10		815.127.11B		
16	12.7	8	90°	52.8	10			915.160.11B	
19	16	9.5	90°	55.5	10	715.190.11B			
19	16	9.5	90°	63.5	10				815.690.11B

Spare parts

791.010.00	541.001.00	991.056.00
791.025.00	541.004.00	991.056.00
791.007.00	541.003.00	991.056.00
791.011.00	541.002.00	991.056.00

Spare parts: 990.005.00 M3x3mm STEI screw

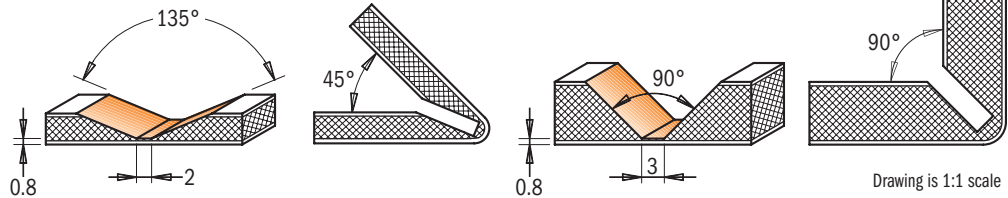


7/8/915

HW Z2 RH

ALUCOBOND® panels are an aluminium composite material that can be shaped using a very simple processing method. This technique referred to as the 'routing and folding' method which means paneling can be manipulated to form a variety of shapes and sizes. The advantages of this unique technique are:

- Low investment cost
- Simple fabrication technique
- Folding can be done on site, saving transportation costs
- Low-cost fabrication of shaped components, wall cladding, roof edgings, column cladding, flashings, etc.
- Flexibility in creating shapes
- Very cost effective
- Shapes are not limited by machine capacity.



D mm	I mm	A	L mm		ORDER NO. S=Ø6mm	ORDER NO. S=Ø6.35mm	ORDER NO. S=Ø8mm		
18	7.4	90°	60	10	715.001.11	815.001.11	915.001.11		
18	3.3	135°	60	10	715.002.11	815.002.11	915.002.11		

Laser Point Bit

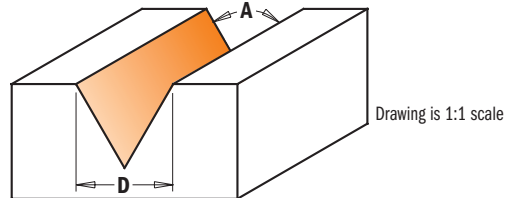


7/8/958

HWM HW Z1 Z2 Z3 RH

This bit crafts delicate grooves and incisions with laser precision. Make one-of-a-kind effects with 30° bevel edges in one single run. Equipped with three super sharp cutting edges, this perfectly balanced bit allows you to work with incredible accuracy with no risk of burning. Raise the bit and produce a delicate fine point incision, or work the whole 12.7mm diameter to render bold highlighted lettering. Super strong steel shank and micrograin carbide cutting edges guarantee long lasting performance.

7/858.002
• HWM



8/958.003

D mm	I mm	A	Z	L mm		ORDER NO. S=Ø6mm	ORDER NO. S=Ø6.35mm	ORDER NO. S=Ø8mm	ORDER NO. S=Ø12.7mm
•6	9	35°	1	50	10	758.002.11			
•6.35	9.5	35°	1	50.8	10		858.002.11		
12.7	11	60°	3	57.2	10	758.001.11	858.001.11	958.001.11	
12.7	11	60°	3	60.3	10				858.501.11
12.7	10	60°	2	50.8	10		858.003.11	958.003.11	

• HWM



665

These bits have been designed for signmaking and lettering. When the insert shows signs of wear, you can simply rotate it to exploit the other cutting edges. A locking screw secures the insert tightly for added safety and extreme cutting accuracy.

TECHNICAL DETAILS:

- Strength steel.
- 1 HW precision insert knife [Z1].

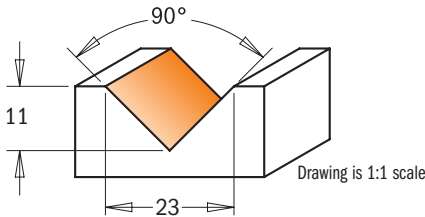
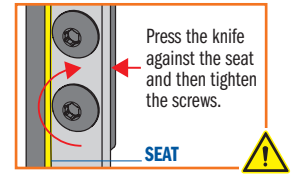
SAFETY TIPS



The **TW-006** Torque Screwdriver is recommended for the proper fastening of screws (see page 421).



CORRECT KNIFE POSITIONING

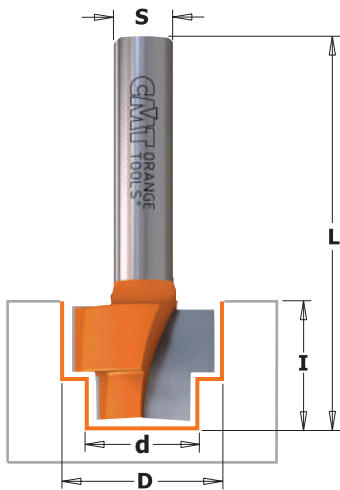


A	D mm	I mm	L mm		ORDER NO. S=Ø6.35mm	ORDER NO. S=Ø8mm
90°	23	11	60	10	665.201.11	665.200.11

Spare parts

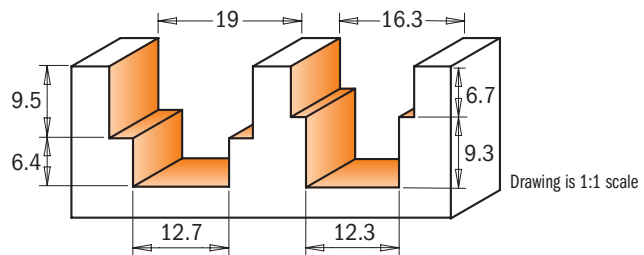
790.280.00	990.093.00	991.073.00

Stepped Rebate Bit



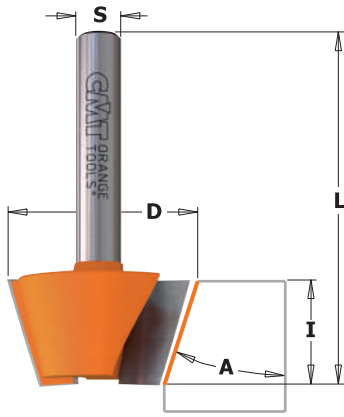
965

Router bit featuring 2 carbide-tipped cutting edges for producing double rebates on wood and wood composites. Designed for accepting library/bookcase shelving strips or for accommodating hardware into your window slots.



d mm	D mm	I mm	L mm		ORDER NO. S=Ø8mm
12.3	16.3	16	80	10	965.122.11
12.7	19	15.9	50.8	10	965.121.11

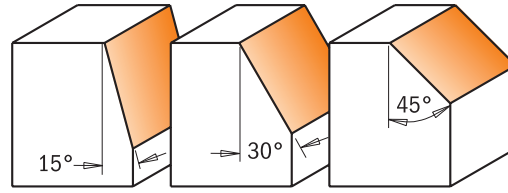
Chamfer Bits



703/4/5 - 903/4/5



From a gently beveled edge to decorative chamfers in a variety of materials, CMT offers smooth results. Deeper cutting length means greater versatility on all bevel dimensions.



Drawing is 1:1 scale

A	D mm	I mm	L mm		ORDER NO. S=Ø6mm	ORDER NO. S=Ø8mm
15°	24	14	46	10	703.240.11	903.240.11
30°	26	12.7	44.5	10	704.240.11	904.240.11
45°	25	8	41	10	705.240.11	905.240.11

Chamfer Bits with Insert Knives



659



658



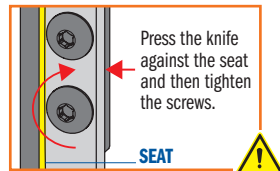
Chamfer trim bits feature two replaceable knives fixed by special TORX® screws. The knives are sharpened on all sides and can be resharpened up to three times. For slight bevelled edges or decorative edgework in a variety of materials. Equipped with bearing guides with no need for counterprofiles. For use on portable routers.

SAFETY TIPS

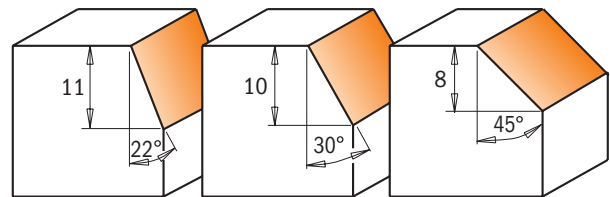


The **TW-006** Torque Screwdriver is recommended for the proper fastening of screws (see page 421).

CORRECT KNIFE POSITIONING



Press the knife against the seat and then tighten the screws.

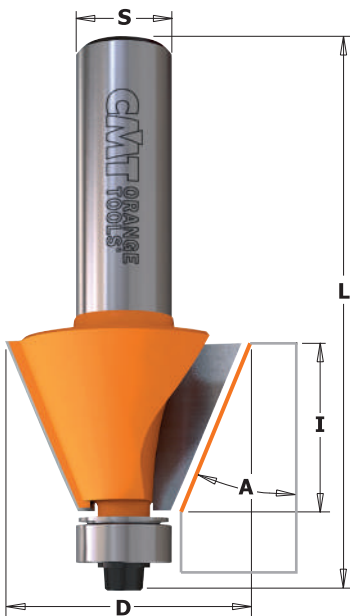


Drawing is 1:1 scale

A	D mm	I mm	L mm		ORDER NO. S=Ø6mm	ORDER NO. S=Ø6.35mm	ORDER NO. S=Ø8mm	ORDER NO. S=Ø12.7mm	Spare parts		
45°	29	8	52	10	658.047.11		658.045.11				
22°	25	11	65	10	659.024.11	659.023.11	659.022.11		790.120.00	990.075.00	
30°	28	10	66	10	659.032.11	659.031.11	659.030.11		790.120.00	990.075.00	791.006.00
45°	29	8	60	10	659.047.11	659.046.11	659.045.11		790.120.00	990.075.00	791.022.00
45°	29	8	68	10				659.646.11	790.120.00	990.075.00	791.022.00

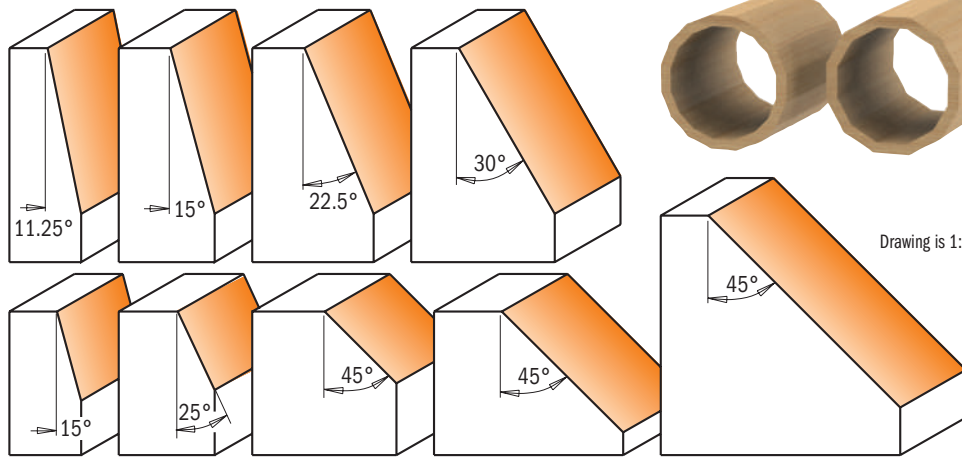

Spare parts: **990.400.00** Ø3.2/Ø7mm shield for M3 screw
990.051.00 M3x6mm TCEI screw
991.062.00 2.5mm hex key
991.061.00 T15 TORX® key

Chamfer Bits



7/8/936 - 8/957

CMT chamfer bits can cut clean, accurate bevels and chamfers and are great for edge work or for making perfectly aligned multi-sided containers, boxes and other decorative projects. See illustration below for examples. Can be used for working larger scale projects such as beams and columns with excellent results.



Drawing is 1:1 scale

A	D mm	I mm	L mm		ORDER NO. S=Ø6mm	ORDER NO. S=Ø6.35mm	ORDER NO. S=Ø8mm	ORDER NO. S=Ø12mm	ORDER NO. S=Ø12.7mm
15°	19	11.5	54.9	10	736.130.11	836.130.11	936.130.11		
25°	22.2	10	54.9	10	736.190.11	836.190.11	936.190.11		
45°	31.7	9.5	53	10	736.280.11	836.280.11	936.280.11		
45°	45	18	60.2	10	736.420.11	836.420.11	936.420.11		
45°	45	18	66.5	10				936.920.11	836.920.11
45°	65	26	76.7	5				936.950.11	836.950.11
11.25°	21.5	22	71.1	10				957.504.11	857.504.11
15°	24.5	22	71.1	10				957.503.11	857.503.11
22.5°	31	22	71.1	10				957.502.11	857.502.11
30°	38.5	22	71.1	10				957.501.11	857.501.11

Spare parts

990.423.00	791.003.00	990.058.00	991.057.00
990.423.00	791.003.00	990.058.00	991.057.00
990.423.00	791.003.00	990.058.00	991.057.00
990.423.00	791.003.00	990.058.00	991.057.00
990.423.00	791.003.00	990.058.00	991.057.00
990.423.00	791.003.00	990.058.00	991.057.00
990.423.00	791.003.00	990.058.00	991.057.00
990.423.00	791.003.00	990.058.00	991.057.00
990.423.00	791.003.00	990.058.00	991.057.00
990.423.00	791.003.00	990.058.00	991.057.00

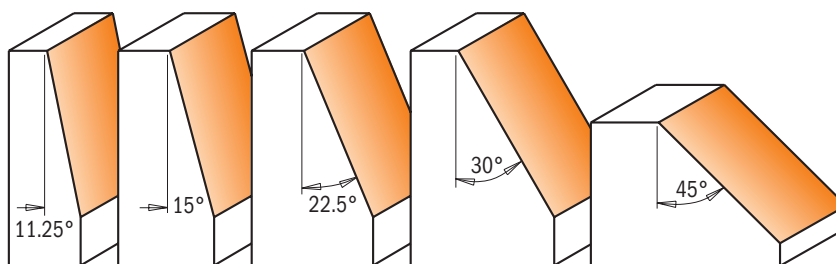
SHOP TIPS: After resharpening, replace bearing 791.003.11 (Ø12.7mm) with undersized bearing 791.063.00 (Ø12.5mm)

Chamfer Set



836


This set includes 5 anti-kickback carbide-tipped bits to make angled cuts and polygonal projects easier and more accurate in the most popular angles.



Drawing is 1:1 scale

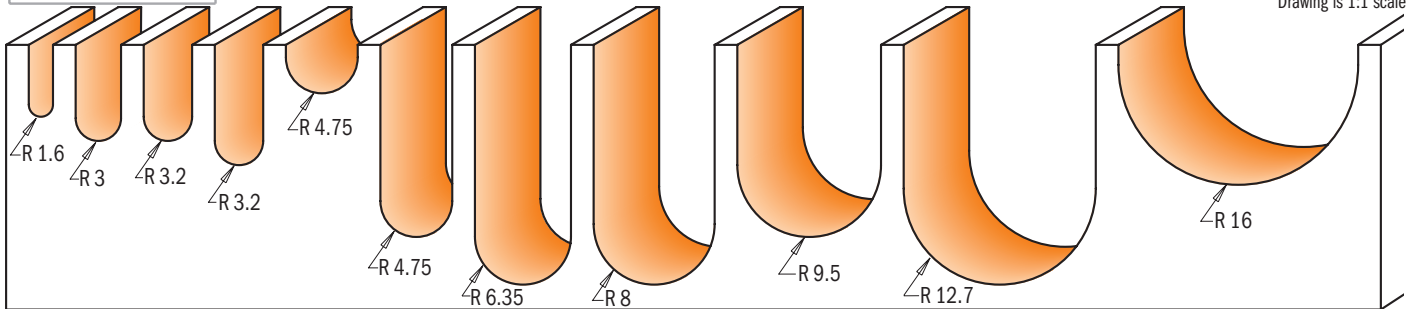
DESCRIPTION		ORDER NO. S=Ø12.7mm
Chamfer Set	5	836.501.11

Round Nose Bits



Personalize your doors, drawer fronts, panels or any surface with your own signature motif. CMT round nose bits in solid carbide featuring carbide tipped flutes let you create delicate and decorative accents in any wood or wood derivative.

SHOP TIPS: more than one pass is recommended when making cove edges. To prevent splintering, begin with a shallow initial pass and deepen gradually. Never use pieces shorter than 600mm.



R mm	D mm	I mm	L mm	Z		ORDER NO. S=Ø6mm	ORDER NO. S=Ø6.35mm	ORDER NO. S=Ø8mm	ORDER NO. S=Ø12mm	ORDER NO. S=Ø12.7mm
•1.6	3.2	9.5	50.8	2	10	714.032.11	814.032.11	914.032.11		
•1.6	3.2	12.7	50.8	2	10		199.001.11			
•3	6	12.7	50.8	2	10	714.060.11		914.060.11		
•3	6	27	70	2	10	199.060.11				
•3.2	6.4	12.7	50.8	2	10		814.064.11			
•3.2	6.4	25.4	63.5	2	10		199.008.11			
•3.2	6.4	15.9	63.5	2	10					814.564.11
•4	8	32	80	2	10			199.081.11		
4.75	9.5	6.4	50.8	2	10	714.095.11	814.095.11	914.095.11		
4.75	9.5	25.4	66.7	2	10					814.595.11
•6	12	35	80	2	10				199.120.11	
6.35	12.7	9.5	50.8	2	10	714.127.11	814.127.11	914.127.11		
6.35	12.7	31.7	73	2	10				914.627.11	814.627.11
•6.35	12.7	31.7	76.2	2	10					199.505.11
8	15.8	9.5	50.8	2	10	714.160.11	814.160.11	914.160.11		
8	15.8	31.7	73	2	10					814.660.11
9.5	19	11.3	50.8	2	10	714.190.11	814.190.11	914.190.11		
9.5	19	25	63.5	2	10			914.191.11		
9.5	19	25	63.5	1+1	10			914.192.11		
9.5	19	31.7	73	2	10				914.690.11	814.690.11
11	22	25.4	63.5	2	10			914.221.11		814.721.11
11	22	25	63.5	1+1	10			914.222.11		
12.7	25.4	16	58.8	2	10			914.254.11		
12.7	25.4	31.7	73	2	10				914.754.11	814.754.11
16	31.7	18.5	58.8	2	10				914.817.11	814.817.11
19.05	38.1	31.7	69.8	2	10				914.880.11	814.880.11
25.4	50.8	31.7	69.8	2	10				914.990.11	814.990.11



WITH TOP BEARING										
6.35	12.7	9.5	50.8	2	10		814.127.11B			
8	15.8	9.5	50.8	2	10		814.160.11B			
8	15.8	9.5	50.8	2	10			914.160.11B		
9.5	19	11.3	50.8	2	10	714.190.11B				
9.5	19	11.3	50.8	2	10		814.190.11B			
9.5	19	31.7	73	2	10					814.690.11B

Spare parts	
	791.010.00
	541.001.00
	791.009.00
	541.001.00
	791.025.00
	541.004.00
	791.007.00
	541.003.00
	791.004.00
	541.001.00
	791.011.00
	541.002.00

Spare parts: 990.005.00 M3x3mm TSEI screw

991.056.00 1.5mm hex key

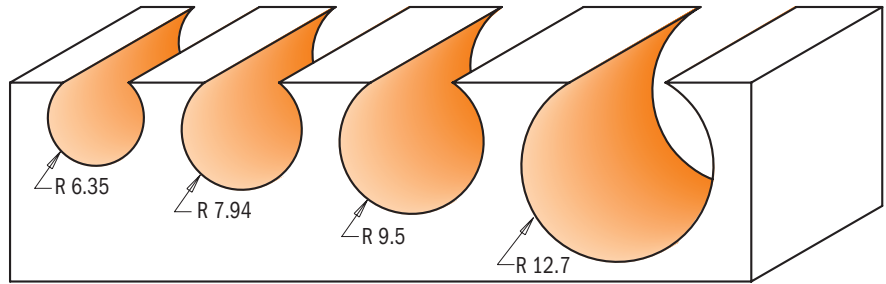
• HWM

Ball End Bit



8/968

Cut channels for pipes or cables in one single pass using CMT's ball end bits. Reduce the stress on the bits by cutting a first groove with a straight bit.



Drawing is 1:1 scale

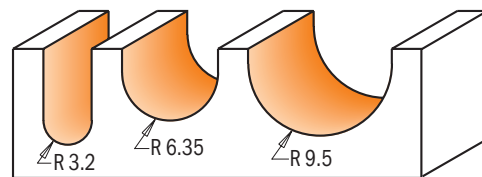
R mm	D mm	I mm	L mm		ORDER NO. S=Ø8mm	ORDER NO. S=Ø12mm	ORDER NO. S=Ø12.7mm
6.35	12.7	11	57.15	10	968.127.11		868.627.11
7.94	15.88	14.2	60.3	10	968.158.11		868.658.11
9.53	19.05	17.4	63.5	10	968.190.11		868.690.11
12.7	25.4	23.5	70	10		968.754.11	868.754.11

Round Nose Set

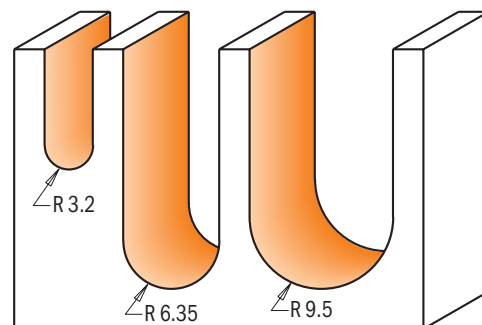


814

Each of these sets include 3 of the most widely used CMT Round Nose bits. These solid carbide or carbide tipped bits are perfect for sign making, engraving, or adding flutes and veins to doors or drawer fronts. Available in 6.35mm and 12.7mm shanks.



814.001.11

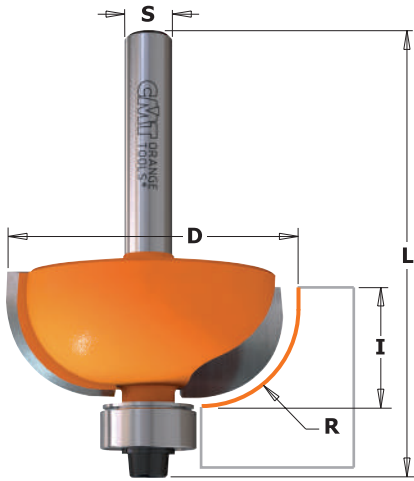


814.501.11

Drawing is 1:1 scale

DESCRIPTION		ORDER NO. S=Ø6.35mm	ORDER NO. S=Ø12.7mm
Round Nose Set	5	814.001.11	814.501.11

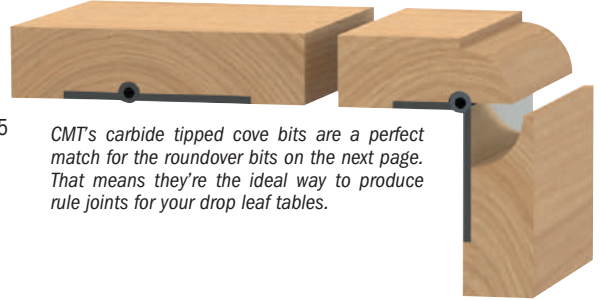
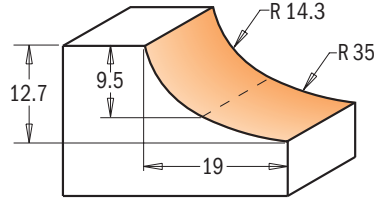
Cove Bits



7/8/937

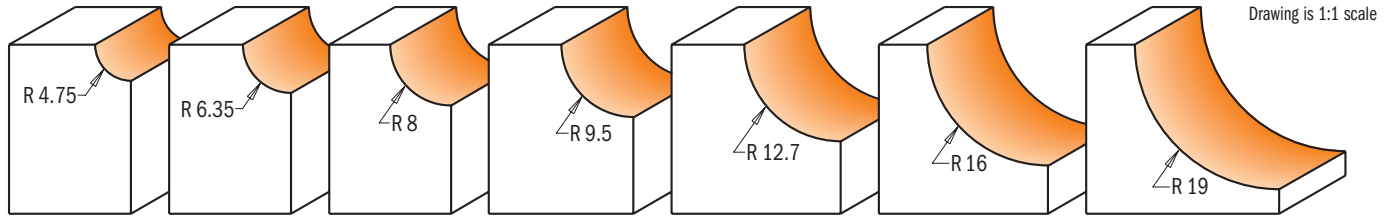
Make simple or elegant furniture, doors and drawer fronts by adding a final touch with CMT cove bits.

TIPS: rounded edges provide a very refined and elegant look.



CMT's carbide tipped cove bits are a perfect match for the roundover bits on the next page. That means they're the ideal way to produce rule joints for your drop leaf tables.

8/937.955.11



R mm	D mm	I mm	L mm		ORDER NO. S=Ø6mm	ORDER NO. S=Ø6.35mm	ORDER NO. S=Ø8mm	ORDER NO. S=Ø12mm	ORDER NO. S=Ø12.7mm	Spare parts			
4.75	22.2	12.7	54.9	10	737.190.11	837.190.11	937.190.11						
4.75	22.2	12.7	61.2	10				937.690.11	837.690.11	990.423.00	791.003.00	990.058.00	991.057.00
6.35	25.4	12.7	54.9	10	737.222.11	837.222.11	937.222.11			990.423.00	791.003.00	990.058.00	991.057.00
6.35	25.4	12.7	61.2	10				937.722.11	837.722.11	990.423.00	791.003.00	990.058.00	991.057.00
8	28.7	12.7	54.2	10	737.254.11	837.254.11	937.254.11			990.423.00	791.003.00	990.058.00	991.057.00
8	28.7	12.7	60.5	10				937.754.11	837.754.11	990.423.00	791.003.00	990.058.00	991.057.00
9.5	31.7	12.7	54.2	10	737.286.11	837.286.11	937.286.11			990.423.00	791.003.00	990.058.00	991.057.00
9.5	31.7	12.7	60.5	10				937.786.11	837.786.11	990.423.00	791.003.00	990.058.00	991.057.00
12.7	38.1	15.5	57.7	10	737.350.11	837.350.11	937.350.11			990.423.00	791.003.00	990.058.00	991.057.00
12.7	38.1	15.5	64	10				937.850.11	837.850.11	990.423.00	791.003.00	990.058.00	991.057.00
16	44.5	18.5	67	10				937.950.11	837.950.11	990.423.00	791.003.00	990.058.00	991.057.00
19	50.8	22.2	70.7	10				937.951.11	837.951.11	990.423.00	791.003.00	990.058.00	991.057.00
14.3-35	50.8	12.7	61.2	10				937.955.11	837.955.11	990.423.00	791.003.00	990.058.00	991.057.00

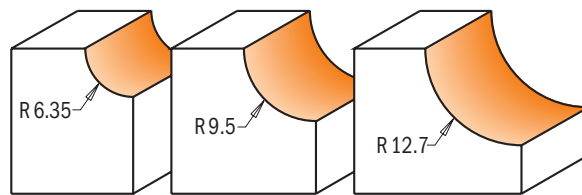
Cove Bit Set



837

See simple furniture, doors and drawer fronts transform into elegant pieces by giving them a final touch with a CMT Cove Bit.

Available with 6.35mm-12.7mm shank and cove radii from 6.35mm - 9.5mm - 12.7mm.



DESCRIPTION		ORDER NO. S=Ø6.35mm	ORDER NO. S=Ø12.7mm
Cove Bit Set	5	837.001.11	837.501.11

Cavetto Edge Mould Bits



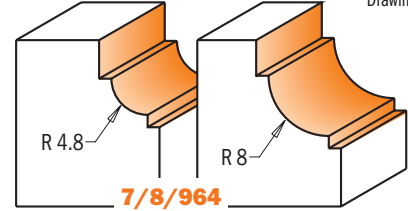
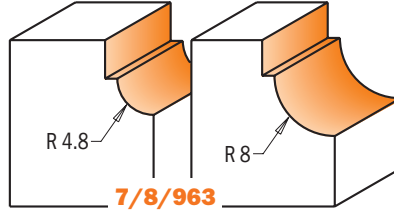
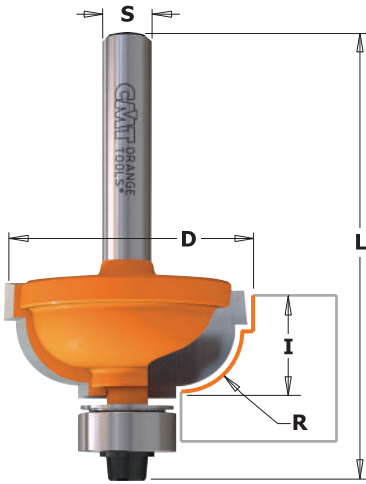
7/8/963 - 7/8/964

The cavetto bit cuts beautiful, traditional profiles, but you may also use just a portion of the bit to cut a more simple and cleaner cove edge.

SAFETY TIPS: poor assembly may lead to unscrewing and loss of the bearing during operation.

SHOP TIPS: after resharpening, replace bearing as follow:
791.002.00 (Ø9.5mm) with undersized bearing **791.062.00** (Ø9.3mm)
791.003.00 (Ø12.7mm) with undersized bearing **791.063.00** (Ø12.5mm)

Drawing is 1:1 scale

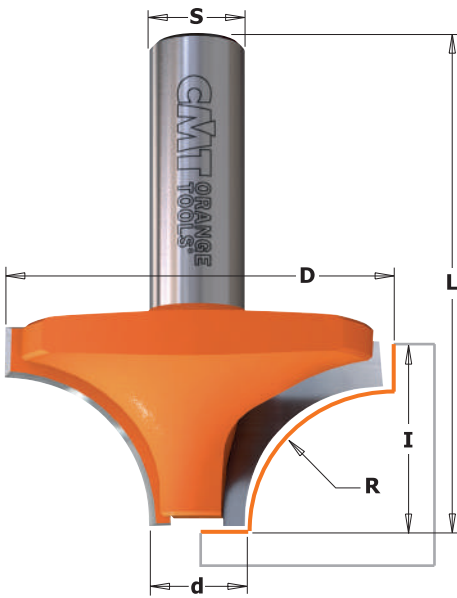


R mm	D mm	I mm	L mm		ORDER NO. S=Ø6mm	ORDER NO. S=Ø6.35mm	ORDER NO. S=Ø8mm	ORDER NO. S=Ø12mm	ORDER NO. S=Ø12.7mm
4.8	25.4	11.5	54.6	10	763.048.11	863.048.11	963.048.11		
4.8	25.4	11.5	60.9	10				963.548.11	863.548.11
8	31.7	14.3	56.9	10	763.080.11	863.080.11	963.080.11		
8	31.7	14.3	63	10				963.580.11	863.580.11
4.8	25.4	11.5	52.8	10	764.048.11		964.048.11		
4.8	25.4	11.5	59.1	10				964.548.11	864.548.11
8	31.7	14.3	55.1	10	764.080.11	864.080.11	964.080.11		
8	31.7	14.3	61	10				964.580.11	864.580.11

Spare parts

990.423.00	791.003.00	990.058.00	991.057.00
990.423.00	791.003.00	990.058.00	991.057.00
990.423.00	791.003.00	990.058.00	991.057.00
990.423.00	791.003.00	990.058.00	991.057.00
990.422.00	791.002.00	990.058.00	991.057.00
990.422.00	791.002.00	990.058.00	991.057.00
990.422.00	791.002.00	990.058.00	991.057.00
990.422.00	791.002.00	990.058.00	991.057.00
990.422.00	791.002.00	990.058.00	991.057.00

Ovolo Bits



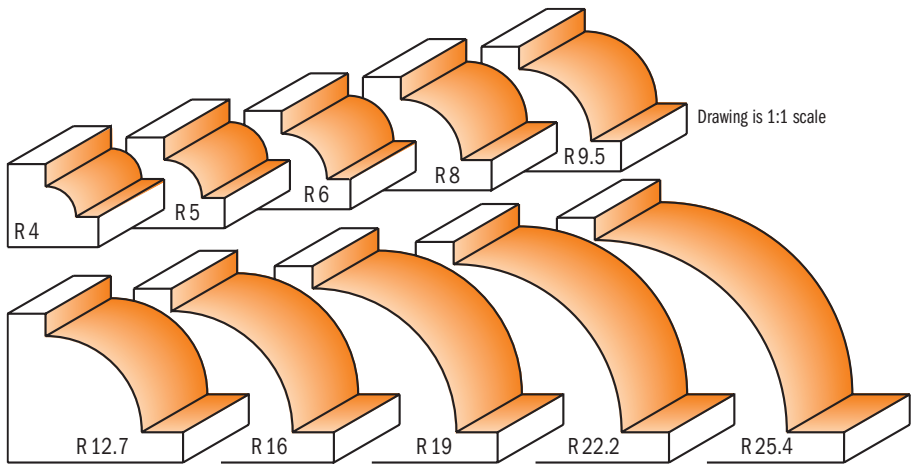
7/8/927



The perfect bit for furniture makers, the CMT ovolo allows you to make beautiful beadwork, edgework and veins as well as a wide variety of single and double bead profiles and roundovers.

SAFETY TIPS: pay particular attention to never rush the job when using a large profile bit. Mill pieces with a fence mounted on the work table to ensure maximum protection.

Drawing is 1:1 scale

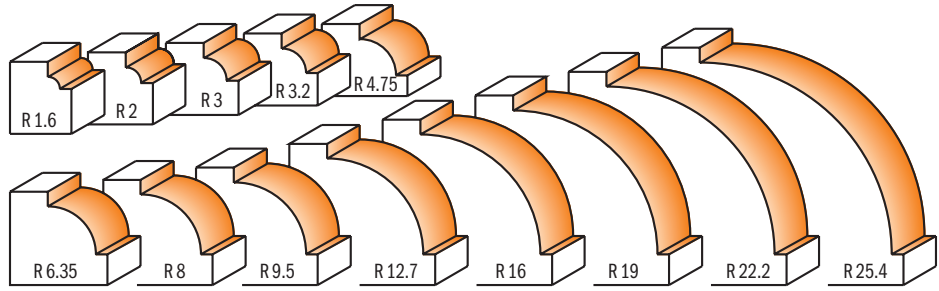
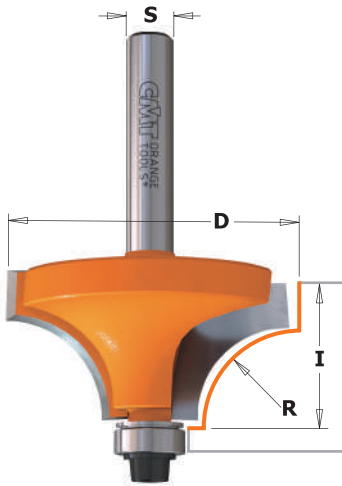


R mm	d mm	D mm	I mm	L mm		ORDER NO. S=Ø6mm	ORDER NO. S=Ø6.35mm	ORDER NO. S=Ø8mm	ORDER NO. S=Ø12mm	ORDER NO. S=Ø12.7mm
4	11	19	12	43.8	10	727.040.11		927.040.11		
5	11	21	12	43.8	10	727.050.11	827.050.11	927.050.11		
6	11	23	12	43.8	10	727.060.11	827.060.11	927.060.11		
6	11	23	12	50.1	10					827.560.11
8	12.7	28.7	12.7	44.5	10	727.080.11		927.080.11		
9.5	12.7	31.7	15.8	47.6	10	727.095.11	827.095.11	927.095.11		
9.5	12.7	31.7	15.8	54	10				927.595.11	827.595.11
12.7	12.7	38.1	19	50.8	10		827.127.11			
12.7	12.7	38.1	19	57.1	10				927.627.11	827.627.11
16	12.7	44.5	22.2	60.3	10				927.660.11	827.660.11
19	12.7	50.8	25.4	63.5	10				927.690.11	827.690.11
22.2	12.7	57.1	28.5	66.6	5				927.722.11	827.722.11
25.4	12.7	63.5	33.3	71.4	5				927.754.11	827.754.11

7/8/939



If you want to create a delicate inset at the base of the cut of a roundover profile, simply switch the bearing normally used for making profiles 7/8/938 (listed on the following page) to the undersized one listed below (791.002.00).



Drawing is 1:1 scale

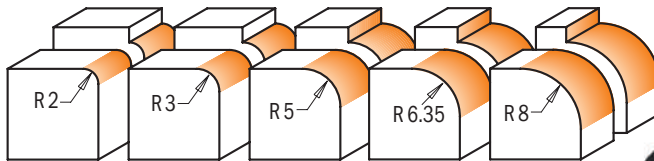
R mm	D mm	I mm		ORDER NO. S=Ø6mm	ORDER NO. S=Ø6.35mm	ORDER NO. S=Ø8mm	ORDER NO. S=Ø12mm	ORDER NO. S=Ø12.7mm	Spare parts			
1.6	15.9	12.7	10	739.160.11	839.160.11	939.160.11			990.422.00	791.002.00	990.058.00	991.057.00
2	16.7	12.7	10			939.167.11			990.422.00	791.002.00	990.058.00	991.057.00
3	18.7	12.7	10			939.187.11			990.422.00	791.002.00	990.058.00	991.057.00
3.2	19.1	12.7	10	739.190.11	839.190.11	939.190.11			990.422.00	791.002.00	990.058.00	991.057.00
4.75	22.2	12.7	10	739.222.11	839.222.11	939.222.11			990.422.00	791.002.00	990.058.00	991.057.00
6.35	25.4	12.7	10	739.254.11	839.254.11	939.254.11	939.754.11	839.754.11	990.422.00	791.002.00	990.058.00	991.057.00
8	28.6	12.7	10	739.285.11	839.285.11	939.285.11			990.422.00	791.002.00	990.058.00	991.057.00
9.5	31.7	16	10	739.317.11	839.317.11	939.317.11	939.817.11	839.817.11	990.422.00	791.002.00	990.058.00	991.057.00
12.7	38.1	19	10	739.380.11	839.380.11	939.380.11	939.880.11	839.880.11	990.422.00	791.002.00	990.058.00	991.057.00
16	44.5	22	10		839.445.11	939.445.11	939.945.11	839.945.11	990.422.00	791.002.00	990.058.00	991.057.00
19	50.8	25.4	10				939.990.11	839.990.11	990.422.00	791.002.00	990.058.00	991.057.00
22.2	57.1	28.5	5				939.991.11	839.991.11	990.422.00	791.002.00	990.058.00	991.057.00
25.4	63.5	33.3	5				939.992.11*	839.992.11*	990.422.00	791.002.00	990.058.00	991.057.00

*For use on router tables only.

Roundover Bits with Insert Knives

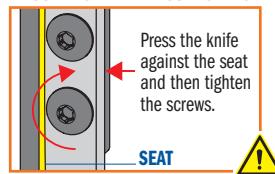
661.11

Roundover bits with two replaceable knives fixed by special TORX® screws. The blades are profiled on 2 sides and increase the efficiency of your work with laminates and chipboard, as well as hard and soft woods. For use on portable routers.



Drawing is 1:1 scale

CORRECT KNIFE POSITIONING



Standard
R=3mm 790.030.04

Optional
R=1mm 790.010.04
R=1.5mm 790.015.04
R=2mm 790.020.04

SAFETY TIPS



The **TW-006** Torque Screwdriver is recommended for the proper fastening of screws (see page 421).

R mm	D mm	I mm	L mm		ORDER NO. S=Ø6.35mm	ORDER NO. S=Ø8mm	Spare parts			
2	27		57.5	10	661.021.41	661.020.41	790.020.04	990.078.00	991.061.00	791.003.00
3	27		57.5	10	661.031.41	661.030.41	790.030.04	990.078.00	991.061.00	791.003.00
5	28.8	19.5	64	10		661.050.11	790.050.00	990.076.00	991.061.00	791.007.00
6.35	28.5	24	67	10	661.064.11	661.063.11	790.064.00	990.076.00	991.061.00	791.006.00
8	31.8	24	67	10		661.080.11	790.080.00	990.075.00	991.061.00	791.006.00

Spare parts: 990.400.00 M3 shield
990.051.00 M3x6mm TCEI screw
991.062.00 2.5mm hex key


990.410.00 M4 shield
990.052.00 M4x6mm TCEI screw
991.067.00 3mm hex key

990.423.00 Shield for 12.7mm bearing
990.058.00 1/8"x3/8"x1/2" TCEI screw
991.057.00 3/32" hex key

Corner Rounding Bits for composites and laminates

new

CMT ORANGE TOOLS



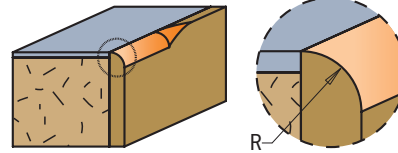
7/8/938

These bits represent the ultimate in the extensive line of CMT rounding over bits. Work a wide variety of tough, abrasive materials including composites, particleboard, MDF (both raw or with melamine), veneer and hardwoods. The DELRIN® bearing is perfect for ensuring smooth flawless results on your laminate and Abs surfaces. No further filing is needed!



EXCELLENT FOR CORNER ROUNDING:

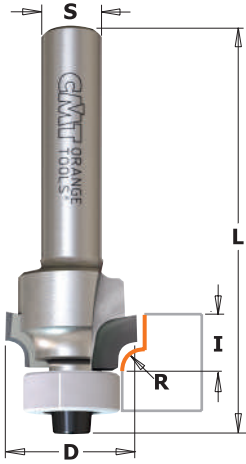
- Aluminum
- Aluminum Composites
- Aluminum Composite Material (ACM)
- Composites
- Composite Panels
- Custom Composite Materials
- Fiberglass
- Fiberglass PCB Board
- Fiberglass Reinforced Composites
- Fiber-Reinforced Urethane
- Fiber-Reinforced Structural Foam Floors
- Hard and Soft Wood
- ABS
- MDF
- Plastic



R mm	D mm	I mm		ORDER NO. S=Ø6mm	ORDER NO. S=Ø6.35mm	ORDER NO. S=Ø8mm
1	14.7	10	10		838.147.11	938.147.11
2	16.7	12.7	10	738.167.11		938.167.11
3	18.7	12.7	10	738.187.11		938.187.11

Spare parts			
990.422.00	791.044.00	990.058.00	991.057.00
990.422.00	791.044.00	990.058.00	991.057.00
990.422.00	791.044.00	990.058.00	991.057.00

DP - Corner Rounding Bits for composites and laminates



938 XTREME



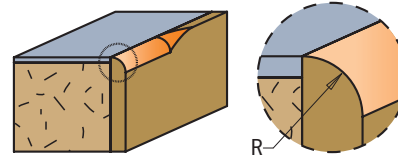
These new super duty DP (polycrystalline diamond) bits represent the ultimate in the extensive line of CMT rounding over bits. These bits save you both time and money, as they last 40 times longer than conventional bits. Work a wide variety of tough, abrasive materials including composites, particleboard, MDF (both raw or with melamine), veneer and hardwoods.

EXCELLENT FOR CORNER ROUNDING:

- Aluminum
- Aluminum Composites
- Aluminum Composite Material (ACM)
- Composites
- Composite Panels
- Custom Composite Materials
- Fiberglass
- Fiberglass PCB Board
- Fiberglass Reinforced Composites
- Fiber-Reinforced Urethane
- Fiber-Reinforced Structural Foam Floors
- Hard and Soft Wood
- Lightweight Composites
- MDF
- Plastic

BENEFITS OF DIAMOND TECHNOLOGY

- Harder cutting edge provides higher resistance to wear
- Cut thousands of meters more than carbide without changing tool, saving setup time
- Optimized machine tool efficiency
- Quality of finish is often significantly improved

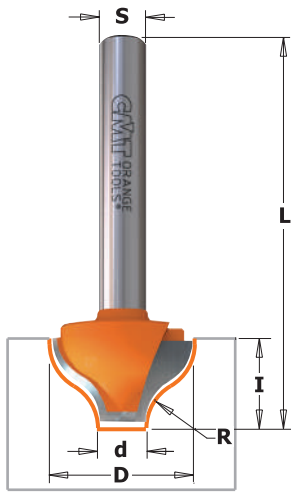


R mm	D mm	I mm		ORDER NO. S=Ø8mm
2	16.7	8	10	938.167.61
3	18.7	8	10	938.187.61

Spare parts			
990.422.00	791.044.00	990.058.00	991.057.00
990.422.00	791.044.00	990.058.00	991.057.00

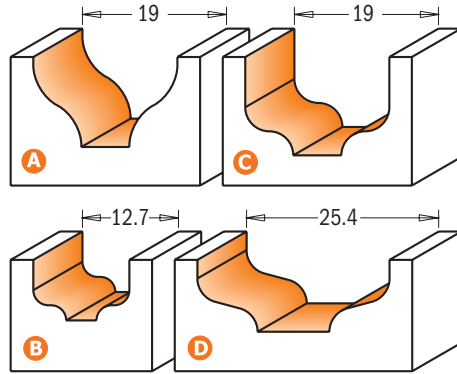
°791.044.00 DELRIN® Bearing

Decorative Beading Bits

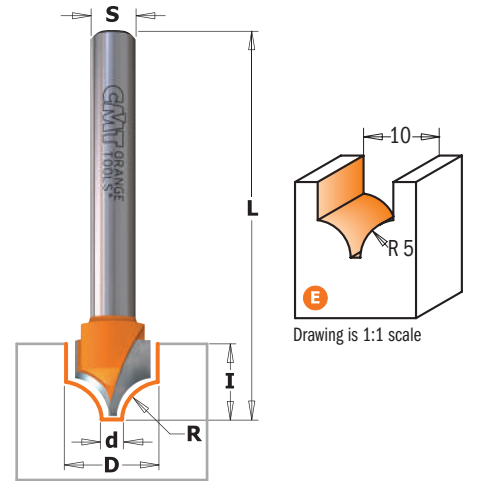


7/8/965

This new CMT bit produces a classic single or double-edged bead. Ideal for creating a marked decorative effect on panel, door and drawer work.



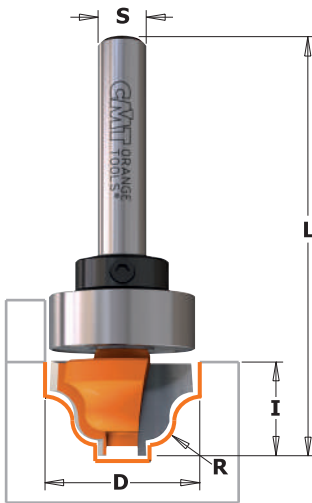
Drawing is 1:1 scale



Drawing is 1:1 scale

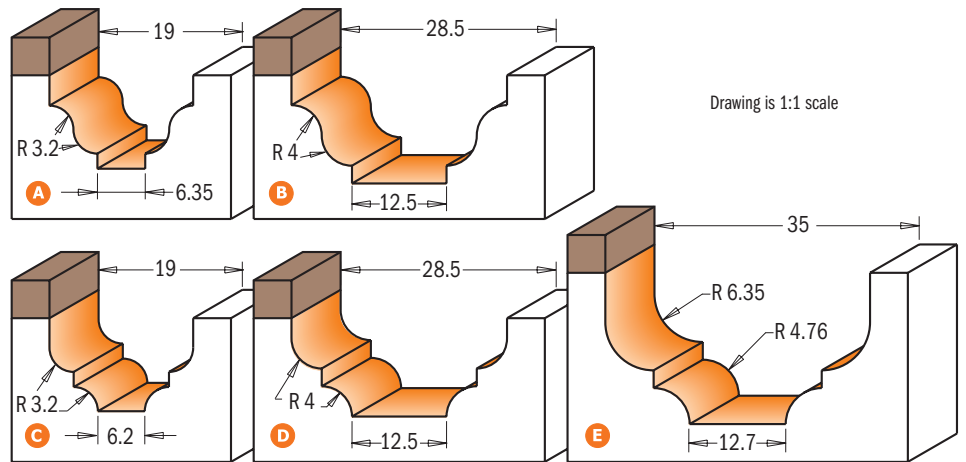
D mm	d mm	R mm	I mm	L mm	PROFILE		ORDER NO. S=Ø6mm	ORDER NO. S=Ø6.35mm	ORDER NO. S=Ø8mm	ORDER NO. S=Ø12mm	ORDER NO. S=Ø12.7mm
19	6.35	6.4	11	50.8	A	10	765.001.11	865.001.11	965.001.11	965.501.11	865.501.11
12.7	4	2	8	51	B	10		865.002.11	965.002.11		
19	6.35	3.2	13	68	C	10				965.503.11	865.503.11
25.4	9.5	3.2	9.5	49	D	10				965.504.11	865.504.11
10	1.3	5	10	50	E	10	765.402.11	865.402.11	965.402.11		

Classical Bead Bits



7/8/965B

This bit equipped with a bearing fixed on the shank gives you even more decorative possibilities such as inlays and groove work on furniture panels, vitrines, and drawer fronts. A wide flat bottom cut and positioning just above the wood surface, lets you see the results immediately.




Drawing is 1:1 scale

D mm	R mm	I mm	L mm	PROFILE		ORDER NO. S=Ø6mm	ORDER NO. S=Ø6.35mm	ORDER NO. S=Ø8mm	ORDER NO. S=Ø12mm	ORDER NO. S=Ø12.7mm	Spare parts		
19	3.2	12.3	54	A	10	765.201.11B							
19	3.2	12.3	54	A	10		865.201.11B				791.007.00	541.003.00	991.056.00
28.6	4	14.3	58.8	B	10			965.202.11B			791.004.00	541.001.00	991.056.00
28.6	4	14.3	58.8	B	10				965.702.11B		791.027.00	541.002.00	991.056.00
28.6	4	14.3	58.8	B	10					865.702.11B	791.027.00	541.005.00	991.056.00
19	3.2	12.3	54	C	10	765.301.11B					791.027.00	541.002.00	991.056.00
19	3.2	12.3	54	C	10		865.301.11B				791.007.00	541.003.00	991.056.00
28.6	4	13.3	58	D	10			965.302.11B		865.802.11B	791.004.00	541.001.00	991.056.00
28.6	4	13.3	58	D	10				965.802.11B		791.027.00	541.002.00	991.056.00
34.9	4.76 - 6.35	18.5	66.1	E	10			965.303.11B			791.027.00	541.005.00	991.056.00
34.9	4.76 - 6.35	18.5	66.1	E	10					865.803.11B	791.031.00	541.004.00	991.056.00
											791.029.00	541.002.00	991.056.00

Spare parts: 990.005.00 M3x3mm TSEI screw

Plunge Ogee Bits

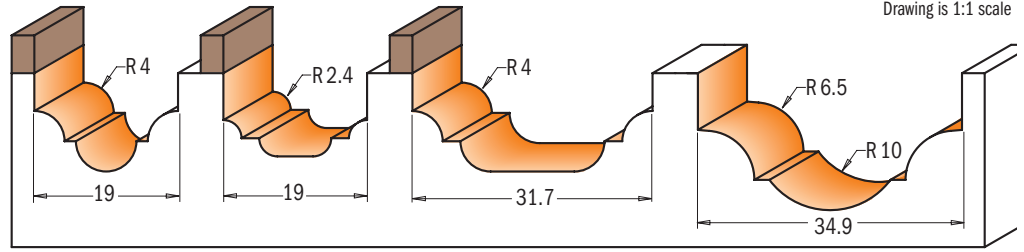


7/8/948 - 7/8/948B



You will never run out of ideas with this creative bit. Add a classic touch to any edge or highlight door fronts and panels with decorative layered effects.

SHOP TIPS: for even more options, try the CMT plunge ogee with bearing for precision profiling. The bearing guarantees excellent decorative edgework.



D mm	R mm	I mm	L mm		ORDER NO. S=Ø6mm	ORDER NO. S=Ø6.35mm	ORDER NO. S=Ø8mm	ORDER NO. S=Ø12mm	ORDER NO. S=Ø12.7mm
19	4	13	51.1	10	748.190.11	848.190.11	948.190.11		
19	2.4	12	53	10	748.191.11	848.191.11	948.191.11		
31.7	4	13	58	10			948.317.11	948.817.11	848.817.11
34.9	6.5-10	18	68	10				948.850.11	848.850.11
WITH TOP BEARING									
19	4	13	51.1	10	748.190.11B				
19	4	13	51.1	10		848.190.11B			
19	2.4	12	53	10	748.191.11B				
19	2.4	12	53	10		848.191.11B			
31.7	4	13	58	10			948.317.11B		
31.7	4	13	58	10				948.817.11B	
31.7	4	13	58	10					848.817.11B

Spare parts

791.007.00	541.003.00	991.056.00
791.004.00	541.001.00	991.056.00
791.007.00	541.003.00	991.056.00
791.004.00	541.001.00	991.056.00
791.015.00	541.002.00	991.056.00
791.015.00	541.005.00	991.056.00
791.015.00	541.002.00	991.056.00

Spare parts: 990.005.00 M3x3mm TSEI screw

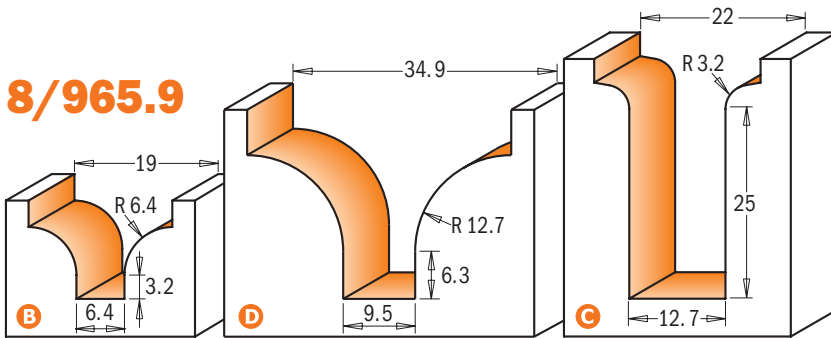
Decorative Ogee Bits




This new CMT bit produces a classic single or double edged bead. Ideal for creating a marked decorative effect on panel, door and drawer work.



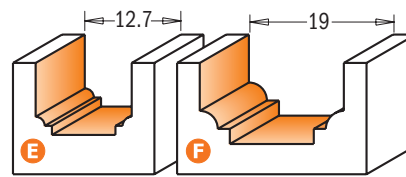
8/965.9



7/8/965.1

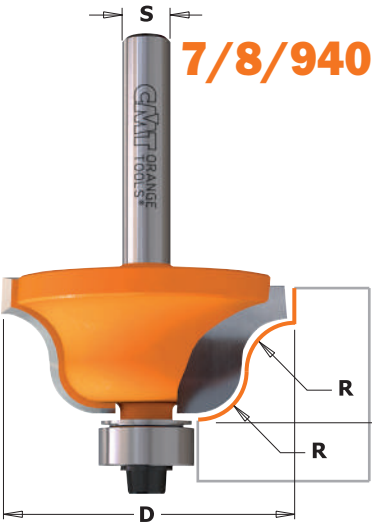


Drawing is 1:1 scale



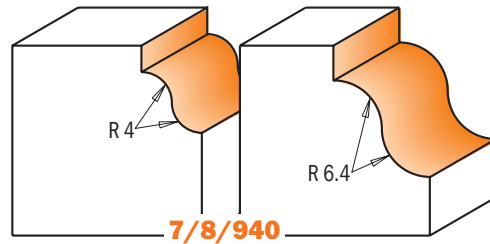
D mm	d mm	R mm	I mm	L mm	PROFILE		ORDER NO. S=Ø6mm	ORDER NO. S=Ø6.35mm	ORDER NO. S=Ø8mm	ORDER NO. S=Ø12mm	ORDER NO. S=Ø12.7mm
12.7	8.4	1.2	12.7	50.8	E	10	765.101.11	865.101.11	965.101.11		
19	11.1	2.4	11	50.8	F	10	765.102.11	865.102.11	965.102.11		
19	6.4	6.4	13	51	B	10				965.903.11	865.903.11
22	12.7	3.2	31.7	69.8	C	10				965.905.11	865.905.11
34.9	9.5	12.7	25	65.5	D	10				965.904.11	865.904.11

Roman Ogee Bits



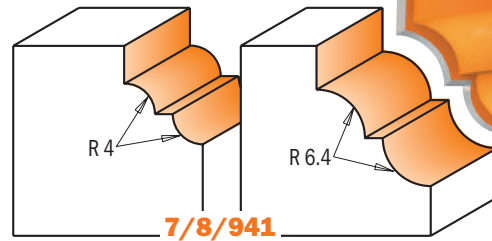
The roman ogee may be the most popular edge treatment in woodworking, and it is certainly one of the most beautiful and varied in classic design.

SHOP TIPS: given the complexity of this kind of machining, for best results, multiple passes are recommended.



Drawing is 1:1 scale

7/8/941



An extra horizontal cutting edge provides refined style and elegance to these traditional profiles **7/8/940**.

SHOP TIPS: for best results, multiple passes are recommended.



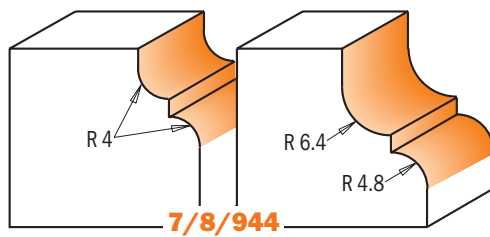

R mm	D mm	I mm		ORDER NO. S=Ø6mm	ORDER NO. S=Ø6.35mm	ORDER NO. S=Ø8mm	ORDER NO. S=Ø12mm	ORDER NO. S=Ø12.7mm
4	28.7	11.5	10	740.270.11	840.270.11	940.270.11	940.770.11	840.770.11
6.4	38.1	17.3	10	740.350.11	840.350.11	940.350.11	940.850.11	840.850.11
4	33.4	13	10	741.285.11	841.285.11	941.285.11	941.785.11	841.785.11
6.4	42.8	18.5	10	741.380.11	841.380.11	941.380.11	941.880.11	841.880.11

Spare parts

990.423.00	791.003.00	990.058.00	991.057.00
990.423.00	791.003.00	990.058.00	991.057.00
990.423.00	791.003.00	990.058.00	991.057.00
990.423.00	791.003.00	990.058.00	991.057.00

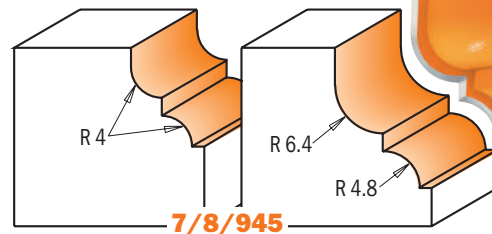
SHOP TIPS: after resharpening, replace bearing **791.003.11** (Ø12.7mm) with undersized bearing **791.063.00** (Ø12.5mm)

Classical Ogee Bits



Drawing is 1:1 scale

7/8/945



This profile includes a horizontal bead along the bottom of the profile adding a decorative detail to the traditional ogee design.

SHOP TIPS: for best results, multiple passes are recommended.



R mm	D mm	I mm		ORDER NO. S=Ø6mm	ORDER NO. S=Ø6.35mm	ORDER NO. S=Ø8mm	ORDER NO. S=Ø12mm	ORDER NO. S=Ø12.7mm
4	28.7	13	10	744.287.11	844.287.11	944.287.11	944.787.11	844.787.11
6.4-4.8	35	18.5	10	744.350.11	844.350.11	944.350.11	944.850.11	844.850.11
4	28.7	13	10	745.287.11	845.287.11	945.287.11	945.787.11	845.787.11
6.4-4.8	35	18.5	10	745.350.11	845.350.11	945.350.11	945.850.11	845.850.11

Spare parts

990.423.00	791.003.00	990.058.00	991.057.00
990.423.00	791.003.00	990.058.00	991.057.00
990.422.00	791.002.00	990.058.00	991.057.00
990.422.00	791.002.00	990.058.00	991.057.00

SHOP TIPS: after resharpening, replace bearing as follow:
791.002.00 (Ø9.5mm) with undersized bearing **791.062.00** (Ø9.3mm)
791.003.00 (Ø12.7mm) with undersized bearing **791.063.00** (Ø12.5mm)

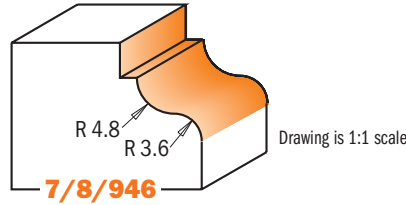
Ogee with Fillet Bits



7/8/946


The new decorative possibilities with this bit are endless. Every bit is composed of the highest quality tungsten carbide and protected with our orange trademarked PTFE coating.

SHOP TIPS: this type of machining can be very challenging, for best results, multiple passes are recommended.

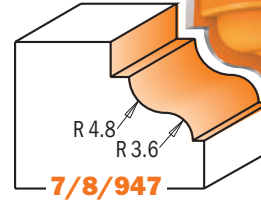


7/8/946

Drawing is 1:1 scale



7/8/947



7/8/947


R mm	D mm	I mm		ORDER NO. S=Ø6mm	ORDER NO. S=Ø6.35mm	ORDER NO. S=Ø8mm	ORDER NO. S=Ø12mm	ORDER NO. S=Ø12.7mm
4.8-3.6	34.2	13	10	746.325.11	846.325.11	946.325.11	946.825.11	846.825.11
4.8-3.6	34.2	13	10	747.325.11	847.325.11	947.325.11	947.825.11	847.825.11

Spare parts

990.423.00	791.003.00	990.058.00	991.057.00
990.423.00	791.003.00	990.058.00	991.057.00

SHOP TIPS: after resharpening, replace bearing as follow:
 791.002.00 (Ø9.5mm) with undersized bearing 791.062.00 (Ø9.3mm)
 791.003.00 (Ø12.7mm) with undersized bearing 791.063.00 (Ø12.5mm)

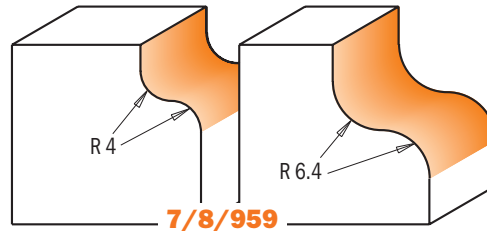
Ogee Bits



7/8/959

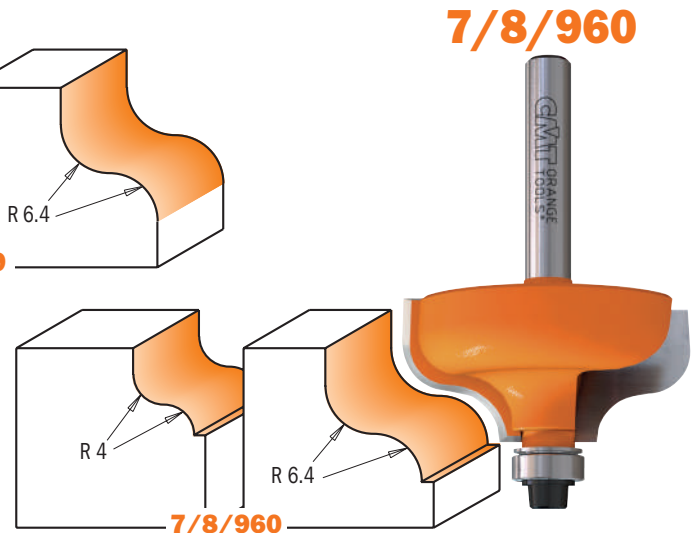
These profiles are the mirror image of the traditional roman ogee. They add sharp defining details to the edges of cabinets and furniture, before rolling into a smooth convex shape.

SHOP TIPS: this type of machining can be very challenging, for best results, multiple passes are recommended.

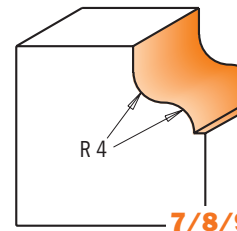


7/8/959

Drawing is 1:1 scale



7/8/960



7/8/960

R mm	D mm	I mm		ORDER NO. S=Ø6mm	ORDER NO. S=Ø6.35mm	ORDER NO. S=Ø8mm	ORDER NO. S=Ø12mm	ORDER NO. S=Ø12.7mm
4	28.7	13	10	759.040.11	859.040.11	959.040.11	959.540.11	859.540.11
6.4	38.1	18	10	759.064.11	859.064.11	959.064.11	959.564.11	859.564.11
4	28.7	13	10	760.040.11	860.040.11	960.040.11	960.540.11	860.540.11
6.4	38.1	18	10	760.064.11	860.064.11	960.064.11	960.564.11	860.564.11

Spare parts

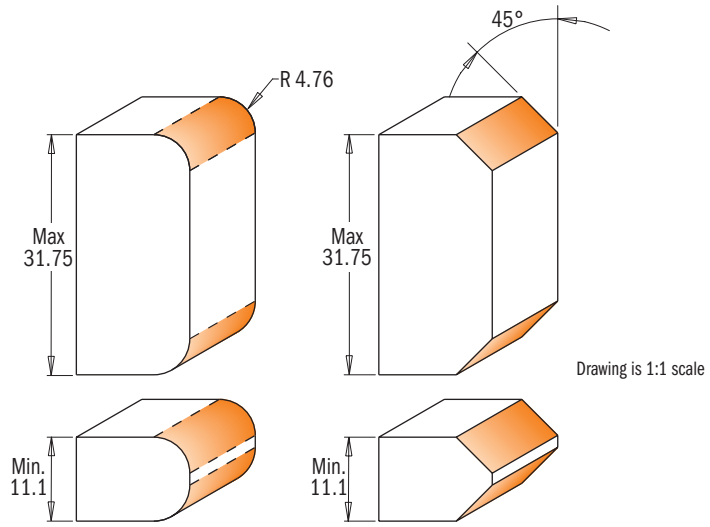
990.423.00	791.003.00	990.058.00	991.057.00
990.423.00	791.003.00	990.058.00	991.057.00
990.422.00	791.002.00	990.058.00	991.057.00
990.422.00	791.002.00	990.058.00	991.057.00

SHOP TIPS: after resharpening, replace bearing as follow:
 791.002.00 (Ø9.5mm) with undersized bearing 791.062.00 (Ø9.3mm)
 791.003.00 (Ø12.7mm) with undersized bearing 791.063.00 (Ø12.5mm)



8/900.623

These CMT bits are ideal for making attractive edgework! Create a double 4.76mm (3/16") roundover profile, a double 45° bevel or even a mixed profile on your wood panels easily and in a cost-effective way! Interchangeable shims are included to allow for different stock thicknesses according to the board. To be used on table-mounted routers. Do not use these bits with hand-held power tools.



D mm	T ₁ mm	R mm	A	L mm		ORDER NO. S=Ø12mm	ORDER NO. S=Ø12.7mm
38.1	11.1 - 31.75	4.76	45°	100	10	900.623.11	
38.1	11.1 - 31.75	4.76	45°	100	10		800.623.11

Spare parts

		45° R	R 45°	
924.137.00	791.037.00	822.029.11	822.030.11	990.020.00
824.137.00	791.037.00	822.029.11	822.030.11	990.020.00

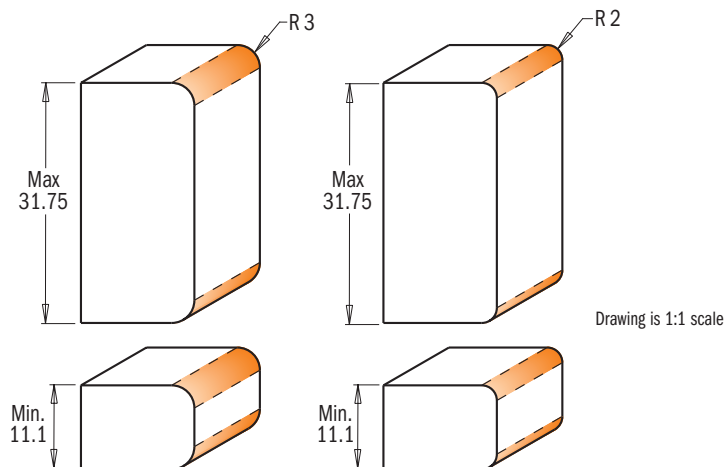
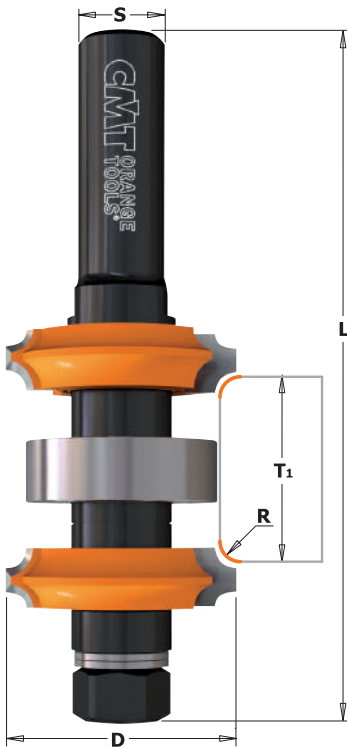
Spare parts: **541.500.00** 3mm spacer
541.515.00 0.1mm spacer
541.517.00 0.5mm spacer

541.518.00 1mm spacer
541.519.00 5.8mm spacer

Adjustable Double Roundover Bits

8/900.622

Create awesome furnishing decorations with these new CMT bits! They provide a double 2mm (5/64") and 3mm (1/8") roundover profile on your wood panels easily and in a cost-effective way! To be used on table-mounted routers. Do not use these bits with hand-held power tools. Router tables only.



D mm	T ₁ mm	R mm	L mm		ORDER NO. S=Ø12mm	ORDER NO. S=Ø12.7mm
34	11.1 - 31.75	3 - 2	100	10	900.622.11	
34	11.1 - 31.75	3 - 2	100	10		800.622.11

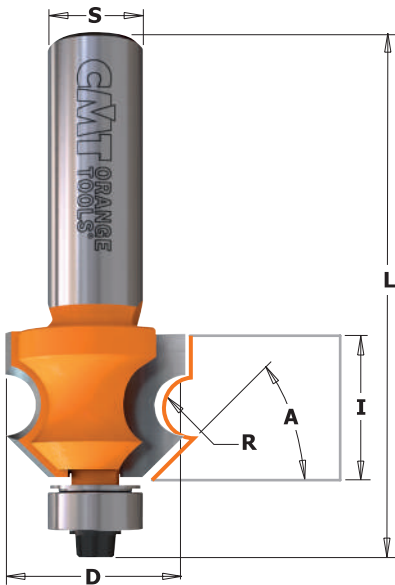
Spare parts

		R2 R3	R3 R2	
924.137.00	791.037.00	822.031.11	822.032.11	990.020.00
824.137.00	791.037.00	822.031.11	822.032.11	990.020.00

Spare parts: **541.500.00** 3mm spacer
541.501.00 4mm spacer
541.515.00 0.1mm spacer

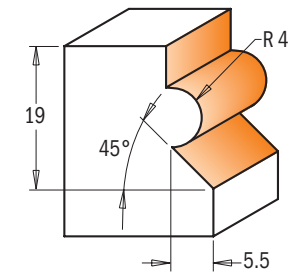

541.516.00 0.3mm spacer
541.518.00 1mm spacer
541.519.00 5.8mm spacer

Wainscot/Paneling Bits

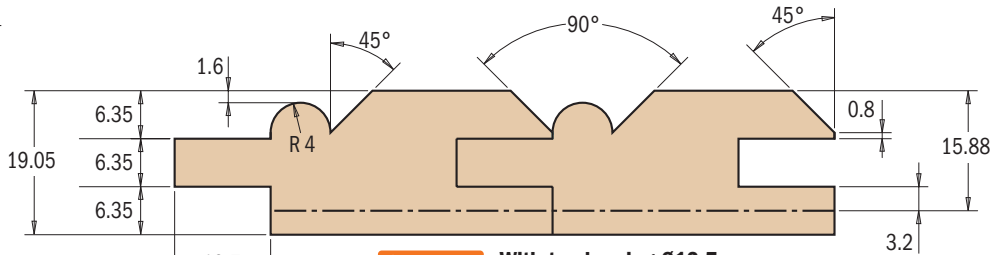


8/961.6

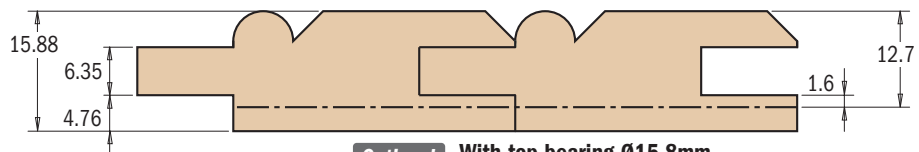
This new router bit designed for 19mm (3/4") thick stock is perfect for creating wainscots and panels on your walls. Simply create a 6.35mm (1/4") tongue-and-groove interlock with a CMT 8/900.626.11, then, with two passes mill an attractive traditional beadboard profile with this new bit. Perfect for cabinets, bookcase backings, ceiling and wall paneling.



Drawing is 1:1 scale



Standard With top bearing Ø12.7mm (791.003.00)



Optional With top bearing Ø15.8mm (791.018.00)

D mm	I mm	R mm	A	L mm		ORDER NO. S=Ø12mm	ORDER NO. S=Ø12.7mm	Spare parts							
23.8	19.05	4	45°	67.7	10	961.601.11	861.601.11					990.423.00	791.003.00	990.058.00	991.057.00

SHOP TIPS: after resharpening, replace bearing 791.003.11 (Ø12.7mm) with undersized bearing 791.063.00 (Ø12.5mm)

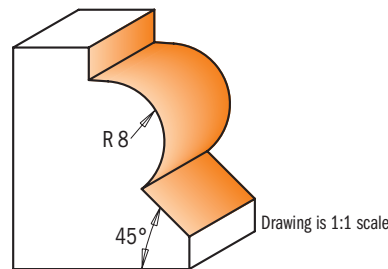
Corner Beading Bit with 45° Chamfer



954

An innovative bit to create beautiful edges and corner beads.

SAFETY TIPS: to be used only on CNC machines or router tables equipped with a fence.



D mm	d mm	I mm	R mm	L mm		ORDER NO. S=Ø8mm
36	22	25	8	60	10	954.080.11

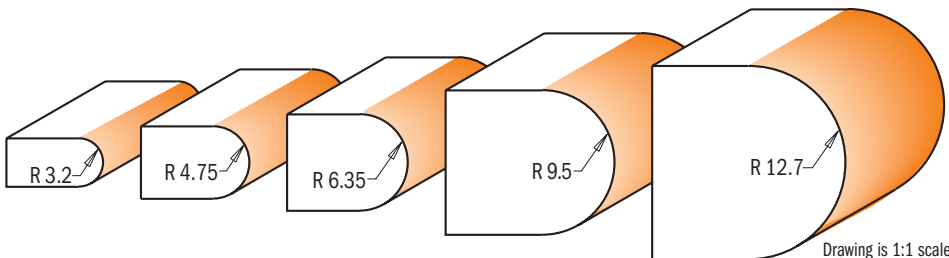
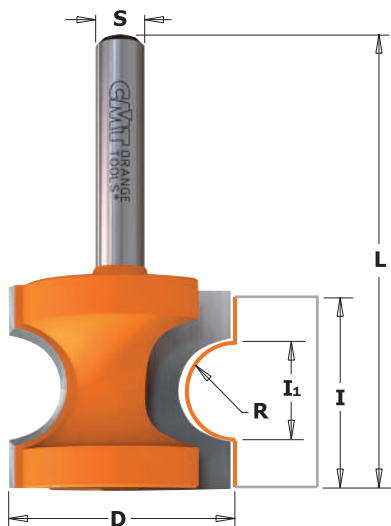
Bead & Bull Nose Bits



7/8/954

CMT's bull nose bits create elegantly finished edges on stair treads, window sills and shelves in one pass. Add a final touch by using a cutter with a bead diameter wider than the stock thickness.

SAFETY TIPS: to be used only on router tables equipped with a fence except in the case Do not remove the workpiece while the bit is routing.



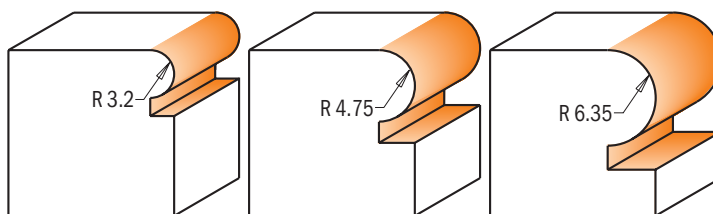

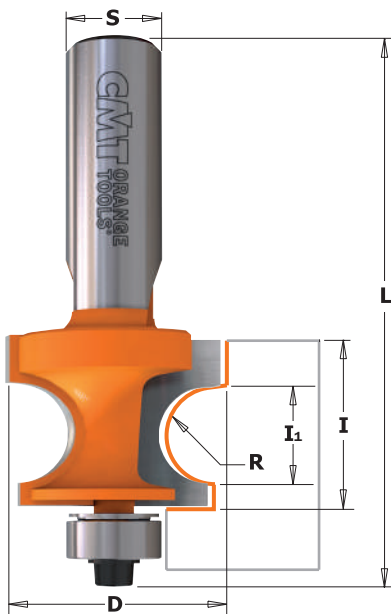
R mm	D mm	I ₁ mm	I mm	L mm		ORDER NO. S=Ø6mm	ORDER NO. S=Ø6.35mm	ORDER NO. S=Ø8mm	ORDER NO. S=Ø12mm	ORDER NO. S=Ø12.7mm
3.2	22.2	6.56	19	50.8	10	754.002.11	854.002.11	954.002.11		
3.2	22.2	6.56	19	57.2	10				954.502.11	854.502.11
4.75	25.4	9.85	22	54	10	754.003.11	854.003.11	954.003.11		
4.75	25.4	9.85	22	60.4	10				954.503.11	854.503.11
6.35	28.6	13.15	25.5	57.2	10	754.004.11	854.004.11	954.004.11		
6.35	28.6	13.15	25.5	63.5	10				954.504.11	854.504.11
9.5	34.9	19.71	35	73	10				954.507.11	854.507.11
12.7	44.5	26.3	41	79.4	10				954.509.11	854.509.11

Corner Beading Bits



7/8/961

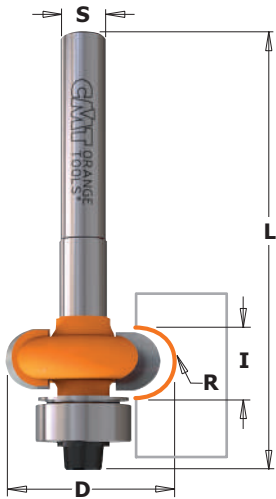
Make beautiful traditional beads and edge beads or turn old beads into new moldings with the new CMT corner beading bits with bearing. Featuring carbide-tipped cutting edges and orange PTFE non-stick coating, these bits provide excellent results on corner beads. Run the bead twice to form a complete corner bead.



R mm	D mm	I ₁ mm	I mm	L mm		ORDER NO. S=Ø6mm	ORDER NO. S=Ø6.35mm	ORDER NO. S=Ø8mm	ORDER NO. S=Ø12mm	ORDER NO. S=Ø12.7mm	Spare parts		
3.2	22.2	6.50	15	57.7	10	761.032.11	861.032.11	961.032.11					
3.2	22.2	6.50	15	64	10				961.532.11	861.532.11	990.423.00	791.003.00	990.058.00
4.75	25.4	9.68	18.6	61.2	10	761.048.11	861.048.11	961.048.11			990.423.00	791.003.00	990.058.00
4.75	25.4	9.68	18.6	67.6	10				961.548.11	861.548.11	990.423.00	791.003.00	990.058.00
6.35	28.6	12.86	22.2	64.8	10	761.064.11	861.064.11	961.064.11			990.423.00	791.003.00	990.058.00
6.35	28.6	12.86	22.2	71.7	10				961.564.11	861.564.11	990.423.00	791.003.00	990.058.00

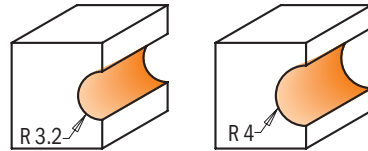
Spare parts: 991.057.00 3/32" hex key

Edge-Fluting Bits



7/862

The edge-fluting bearing guided bits are quick to set up and can be used for curved screens, small radius grooves, doors etc. No side fence is required. Use in a handheld or table-mounted router.



Drawing is 1:1 scale




For top bearing version: use bearing 791.010.00 and stop collar 541.001.00 (optional)

R mm	D mm	I mm	L mm		ORDER NO. S=∅6mm	ORDER NO. S=∅6.35mm
3.2	19.05	6.4	57	10	762.032.11	862.032.11
4	20.7	8	57	10	762.040.11	862.040.11
5	22.7	10	57	10	762.050.11	862.050.11

Spare parts

990.423.00	791.003.00	990.058.00	991.057.00
990.423.00	791.003.00	990.058.00	991.057.00
990.423.00	791.003.00	990.058.00	991.057.00

CMT Moulding System



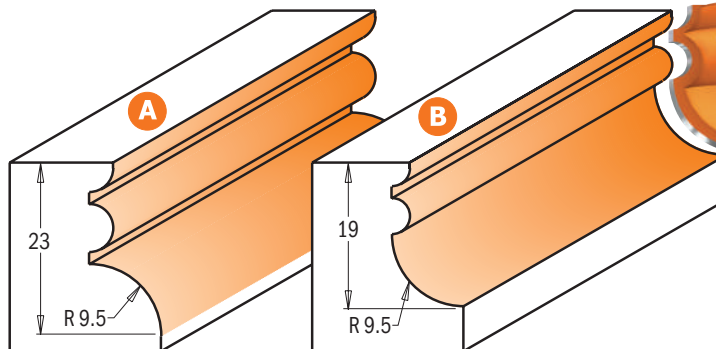
8/956.852

If the standard selection of moulding and mill work you find in today's lumber shops isn't satisfactory to your woodworking tastes, then look to CMT's moulding system instead. With these bits, you can make dozens of elaborate profiles by combining two or more passes. Avoid the average and create your own mouldings. Some initial suggestions are illustrated below.

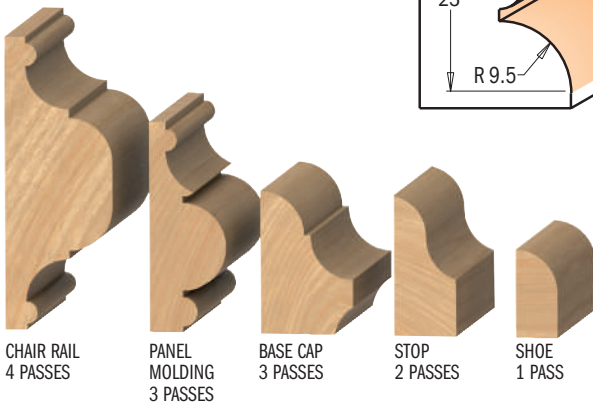
SAFETY TIPS: use these bits with a fence. The profiles shown below are milled from heavy stock then refined to the desired shape.



8/956.851



Drawing is 1:1 scale



PROFILE	D mm	I mm	L mm		ORDER NO. S=∅12mm	ORDER NO. S=∅12.7mm
A	31.7	23	61.1	10	956.852.11	856.852.11
B	31.7	19	57.2	10	956.851.11	856.851.11

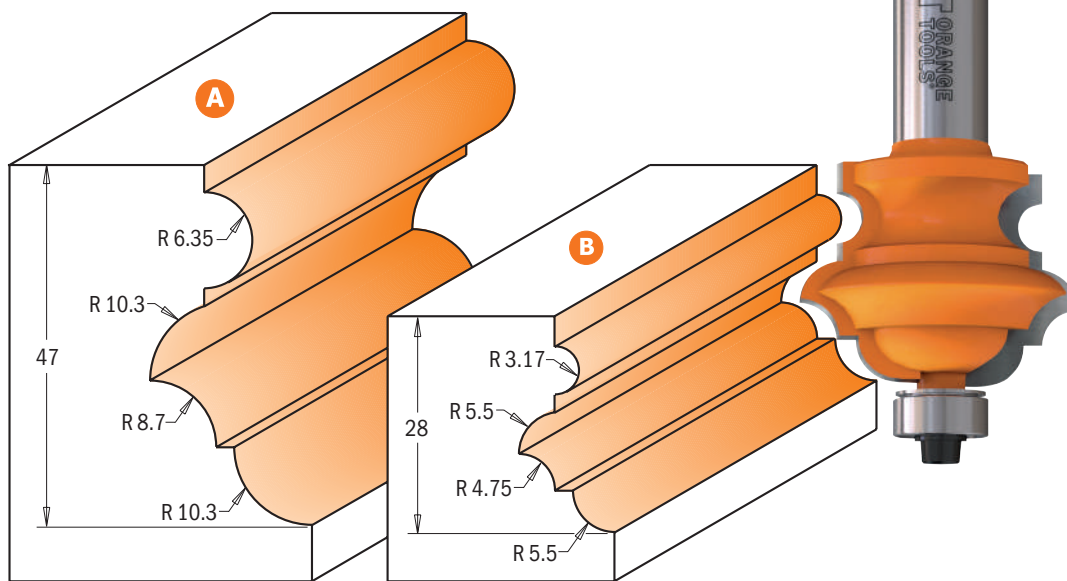

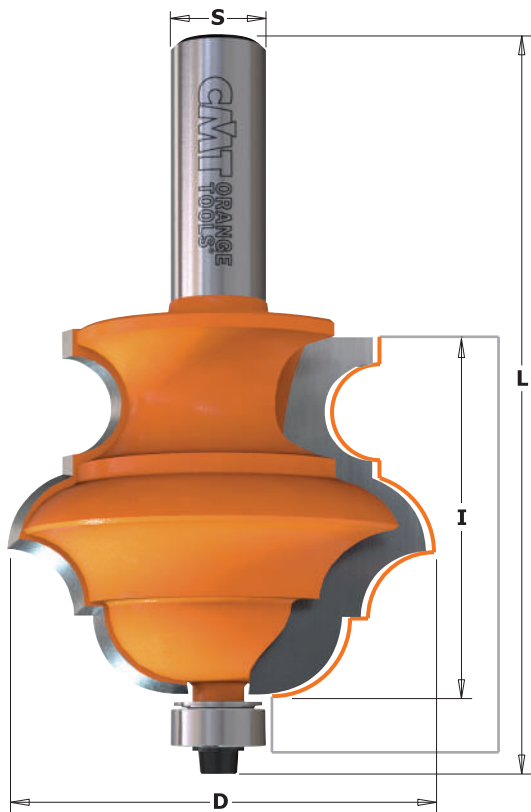
Multiprofile Bits

8/956.8



Create endless profiles with CMT multiprofile bits. Simply adjust the height of the bit to create classic profiles in one single pass, or make more complex decorative effects in multiple passes. The bits super-strength steel body can withstand long-lasting cutting operations, and the micro-grain carbide tips remain sharp longer for superior performance. In addition these bits feature non-stick PTFE coating and anti-kickback design. To be used on tables equipped with a fence.

SAFETY TIPS: to make small mouldings as shown below, cut the profile from large stock, removing excess material as you work as this will facilitate easier control. Keep hands far from the bit when working.



Drawing is 1:1 scale

PROFILE	D mm	I mm	L mm		ORDER NO. S=Ø12mm	ORDER NO. S=Ø12.7mm	Spare parts							
A	55.6	47	96.4	5	956.802.11	856.802.11					990.423.00	791.003.00	990.058.00	991.057.00
B	38.1	28	77.5	10	956.801.11	856.801.11					990.423.00	791.003.00	990.058.00	991.057.00

Moulding Bits

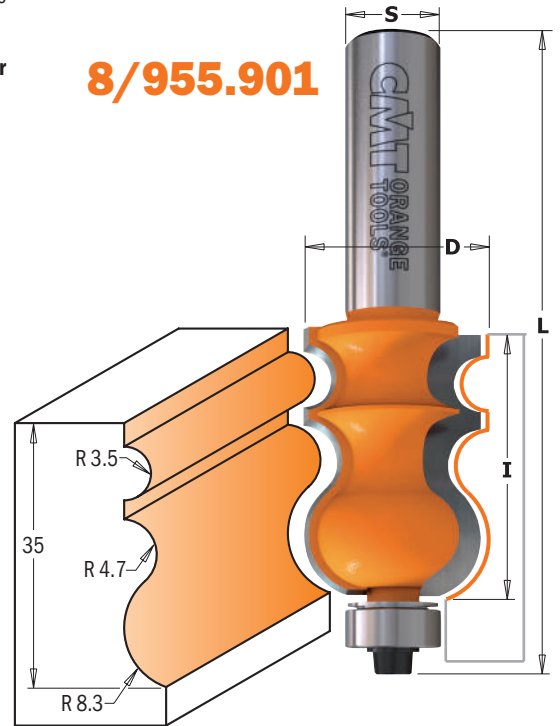
For best results use these bits with 1800W routers. It is possible to use 1100W routers but only for brief passes that are short in depth.



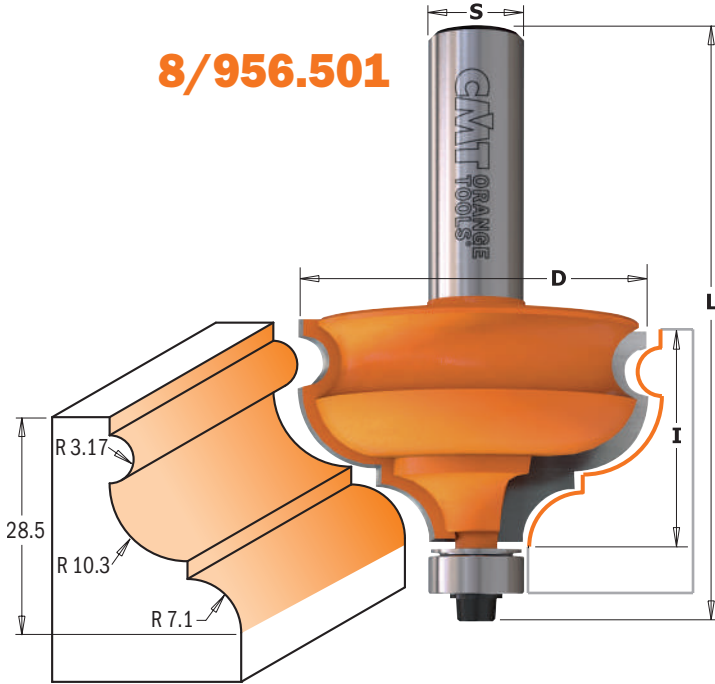
SHOP TIPS: multiple pass operations require advance planning. To avoid making a mistake that could render it impossible to finish the job, carefully consider the entire cutting sequence before you begin.

SAFETY TIPS: all large diameter bits such as these should be used with caution and on router tables equipped with a fence. When possible, reduce the RPM.

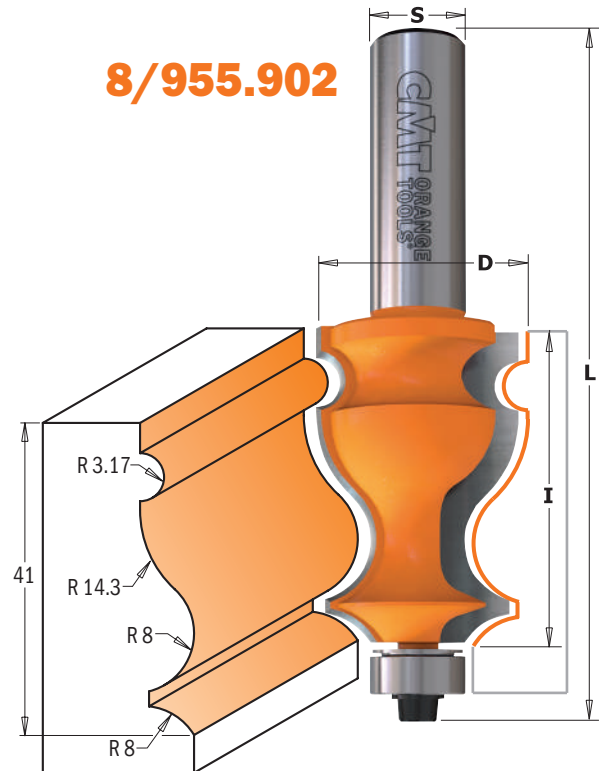
8/955.901



8/956.501



8/955.902



8/967.701



Drawing is 1:1 scale

D mm	I mm	L mm		ORDER NO. S=Ø12mm	ORDER NO. S=Ø12.7mm	Spare parts			
23.8	35	83.8	10	955.901.11	855.901.11				
27	41	90.2	10	955.902.11	855.902.11	990.423.00	791.003.00	990.058.00	991.057.00
47.5	28.5	77.4	10	956.501.11	856.501.11	990.423.00	791.003.00	990.058.00	991.057.00
59	25.4	73.5	10	967.701.11	867.701.11	990.423.00	791.003.00	990.058.00	991.057.00

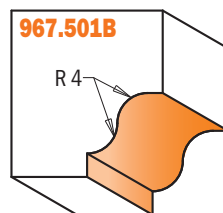
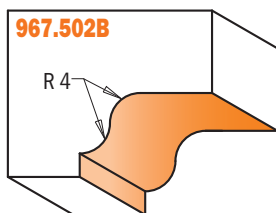
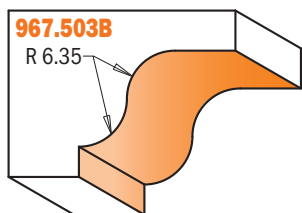
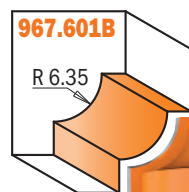
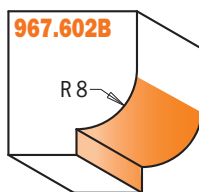

SHOP TIPS: after resharpening, replace bearing 791.003.11 (Ø12.7mm) with undersized bearing 791.063.00 (Ø12.5mm)

Moulding Bits



967.5B - 967.6B

CMT's new moulding bits allow you to shape elegant mouldings with your table saw and router. Unlike any commercially available crown mouldings, mouldings made with these bits are easy to install and create a finished appearance. After shaping the cove, you can use special router bits with inverted profiles to create different edges and complete the moulding.



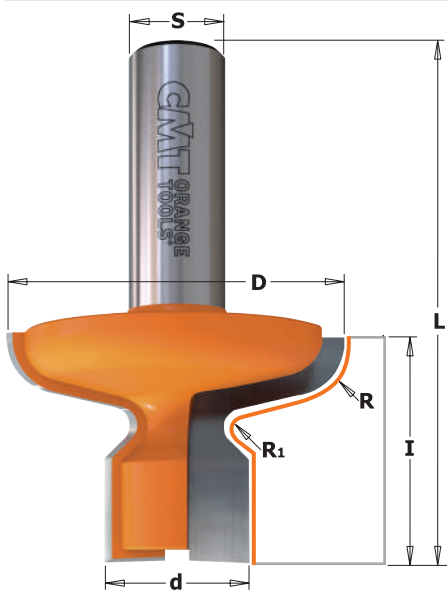
Drawing is 1:1 scale

R mm	D mm	I mm	L mm		ORDER NO. S=Ø8mm	ORDER NO. S=Ø12mm
4	39	11.5	57	10	967.001.11B	967.501.11B
4	54	11.5	65.9	10		967.502.11B
6.35	60.5	17.3	71.7	5		967.503.11B
6.35	38	12.5	57	10		967.601.11B
8	35	13.2	57.7	10	967.102.11B	967.602.11B
9.5	38	14.5	59	10	967.103.11B	967.603.11B

Spare parts

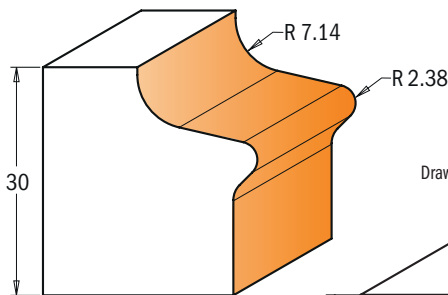
791.011.00	541.002.00	990.005.00	991.056.00
791.011.00	541.002.00	990.005.00	991.056.00
791.011.00	541.002.00	990.005.00	991.056.00
791.011.00	541.002.00	990.005.00	991.056.00
791.011.00	541.002.00	990.005.00	991.056.00
791.011.00	541.002.00	990.005.00	991.056.00

Door Lip Bit & Finger Grip Bit



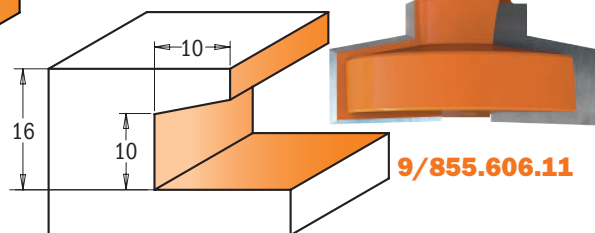
8/955.604-606

Why interrupt the subtle linearity of an all-wood drawer front or cabinet door with a metal knob or handle? Two options are available: a template profile made directly in the wood or a European-style hardwood pull as illustrated below.



Drawing is 1:1 scale

9/855.604.11



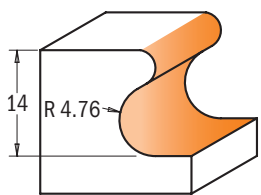
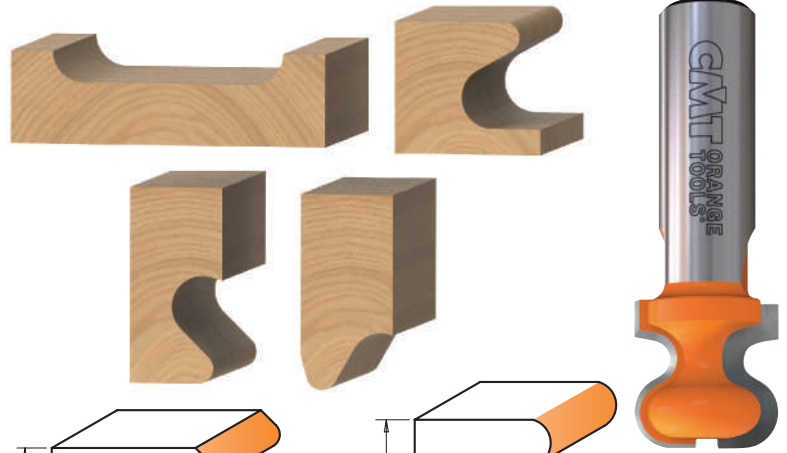
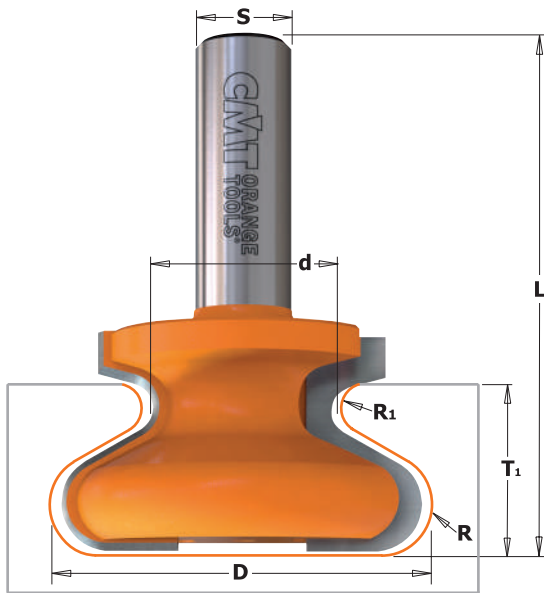
9/855.606.11

D mm	d mm	I mm	R mm	R ₁ mm	L mm		ORDER NO. S=Ø12mm	ORDER NO. S=Ø12.7mm
36	16	16			60	10	955.606.11	855.606.11
47.6	22.2	30	7.14	2.38	66.6	10	955.604.11	855.604.11

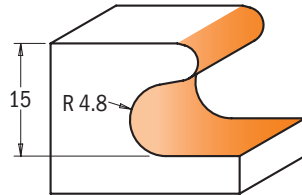
8/955



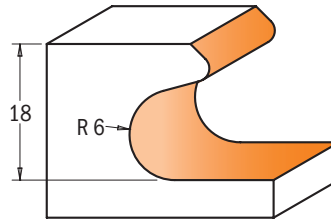
Why interrupt the subtle linearity of an all-wood drawer front or cabinet door with a metal knob or handle? Use a CMT finger pull bit and make a harmonious wooden handle. Two options are available: a template profile made directly in the wood or a European-style hardwood pull as illustrated below.



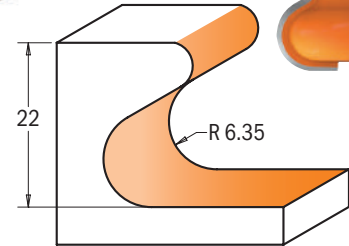
955.102.11
855.602.11



955.105.11
955.605.11
855.605.11



955.103.11
855.603.11



955.601.11
855.601.11

Drawing is 1:1 scale

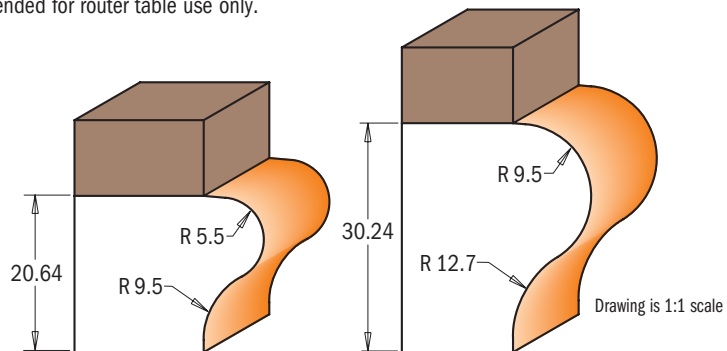
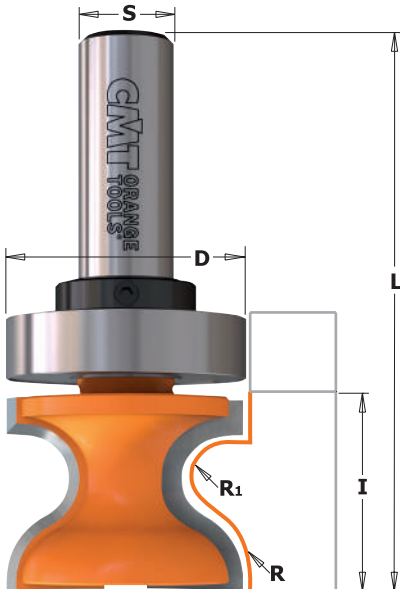
D mm	d mm	T ₁ mm	l mm	R mm	R ₁ mm	L mm		ORDER NO. S=∅8mm	ORDER NO. S=∅12mm	ORDER NO. S=∅12.7mm
19.05	9.5	14	19.05	4.76	2.4	57.2	10	955.102.11		855.602.11
29	11	15	20	4.8	2.3	60	10	955.105.11	955.605.11	855.605.11
38.1	17	18	20.7	6	1.8	55.5	10	955.103.11		
38.1	17	18	20.7	6	1.8	61.8	10			855.603.11
47.6	24	22	28.5	6.35	3.2	66.6	10		955.601.11	855.601.11

Window Sill & Finger Bits

8/955.8 - 8/955.8B



Originally, these profiles were designed for shaping the edges of window sills. Yet, these bits also can be used to create finger pulls on the edges of doors and drawers. These bits are available with top bearings for curved template work or without bearings for straight cuts against a fence. Recommended for router table use only.



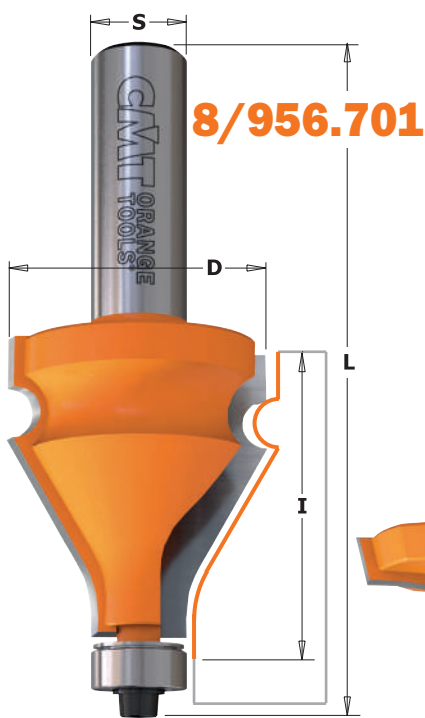
Drawing is 1:1 scale

R ₁ mm	R mm	D mm	I mm	L mm		ORDER NO. S=∅12mm	ORDER NO. S=∅12.7mm
5.5	9.5	31.7	25.4	73	10	955.804.11	855.804.11
9.5	12.7	38.1	35	85.8	10	955.805.11	855.805.11
WITH TOP BEARING							
5.5	9.5	31.7	25.4	73	10	955.804.11B	
5.5	9.5	31.7	25.4	73	10		855.804.11B
9.5	12.7	38.1	35	85.8	10	955.805.11B	
9.5	12.7	38.1	35	85.8	10		855.805.11B

Spare parts

791.015.00	541.005.00	990.005.00	991.056.00
791.015.00	541.002.00	990.005.00	991.056.00
791.020.00	541.005.00	990.005.00	991.056.00
791.020.00	541.002.00	990.005.00	991.056.00

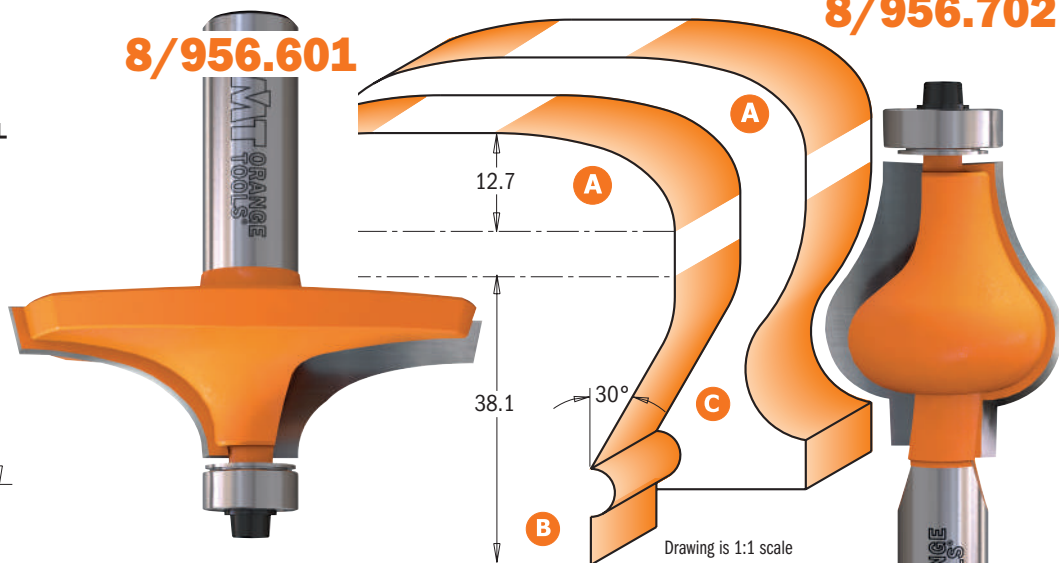
Table Edge & Hand Rail Bits



8/956.701

The **8/956.601.11** guarantees well-proportioned smooth curves. Complete the job with the **8/956.701.11** bit featuring a 30° level edge and a 3.2mm bead for beautifully functional hand rails.

SAFETY TIPS: these profile bits remove large amounts of stock and produce consistent quantities of dust. We recommend using a vacuum to keep the work area safe.



8/956.601

8/956.702

Drawing is 1:1 scale

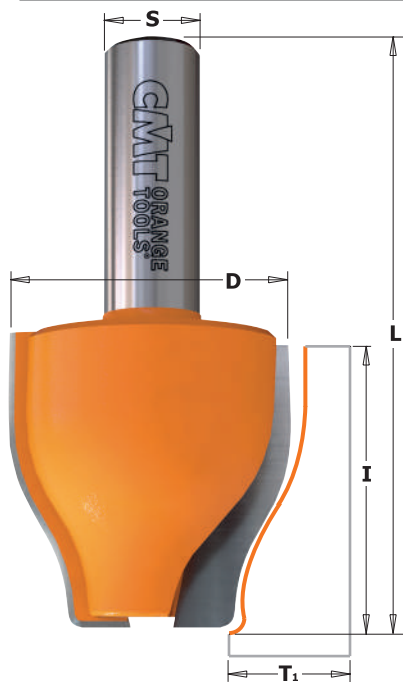
PROFILE	D mm	I mm	L mm		ORDER NO. S=Ø12mm	ORDER NO. S=Ø12.7mm
A	63.5	19	67.9	5	956.601.11	856.601.11
B	35	38	87	10	956.701.11	856.701.11
C	31.7	38.1	87	10	956.702.11	856.702.11

Spare parts

990.423.00	791.003.00	990.058.00	991.057.00
990.423.00	791.003.00	990.058.00	991.057.00
990.423.00	791.018.00	990.058.00	991.057.00

SHOP TIPS: after resharpening, replace bearing **791.003.11** (Ø12.7mm) with undersized bearing **791.063.00** (Ø12.5mm)

Vertical Raised Panel Bits

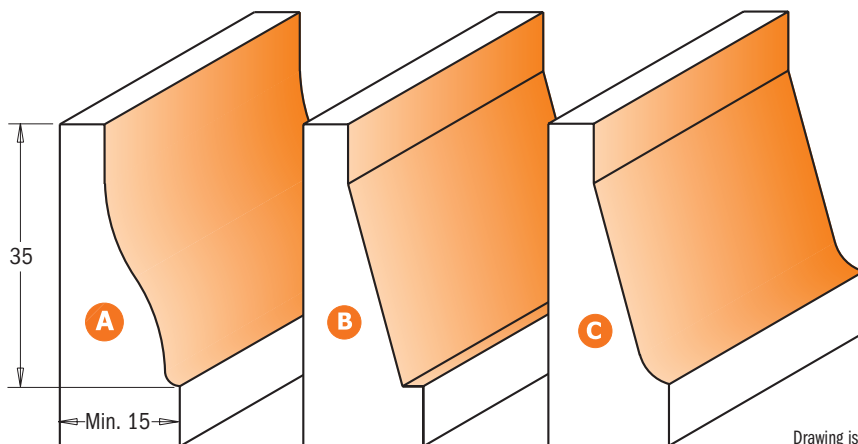


8/990.6



Use a sturdy 90° angle fence on your router table along with routers with a minimum speed of 1.7 KW (2-1/4 HP). Routers as low-powered as 1.1 KW (1-1/2 HP) can be used but we suggest limiting their use to shorter, shallower runs.



SAFETY TIPS: the template must be at least 150mm and clamps should be used whenever possible. Three to five passes are recommended to safely and accurately obtain the profile you desire.



Drawing is 1:1 scale

PROFILE	D mm	I mm	T ₁ mm	L mm		ORDER NO. S=Ø12mm	ORDER NO. S=Ø12.7mm
A	38	38	15 ÷ 18	76.2	10	990.601.11	890.601.11
B	38	38	15 ÷ 18	76.2	10	990.602.11	890.602.11
C	38	38	15 ÷ 18	76.2	10	990.603.11	890.603.11

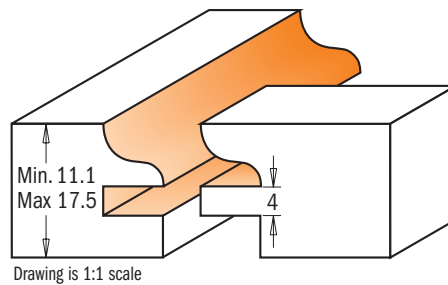
Junior Ogee Rail & Stile Set



8/991.517



These bits are designed for those special projects that require a smaller panel door. Use these bits with stock from 11.1mm to 17.5mm thick, and build doors as small as 70mm.




Drawing is 1:1 scale

D mm	T ₁ mm	L mm		ORDER NO. S=Ø12mm	ORDER NO. S=Ø12.7mm	Spare parts							
31.75	11.1 ÷ 17.5	67	5	991.517.11	891.517.11					822.008.11	822.009.11	791.025.00	990.020.00

Spare parts: 541.515.00 0.1mm spacer
541.516.00 0.3mm spacer
541.518.00 1.0mm spacer

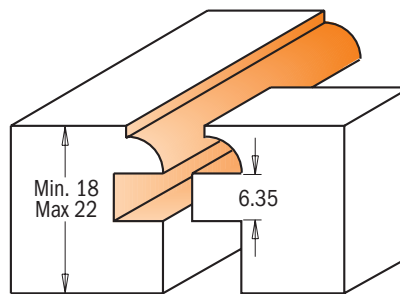
Rail & Stile Set



8/991



Designed for fine furniture construction, these bits mill a delicate 4.8mm thumbnail profile in stock from 18mm to 22mm.



Drawing is 1:1 scale

D mm	T ₁ mm	R mm	L mm		ORDER NO. S=Ø8mm	ORDER NO. S=Ø12.7mm	Spare parts							
28.7	18 ÷ 22	4.8	79.2	10	991.012.11	891.512.11					822.011.11	822.012.11	791.025.00	990.020.00

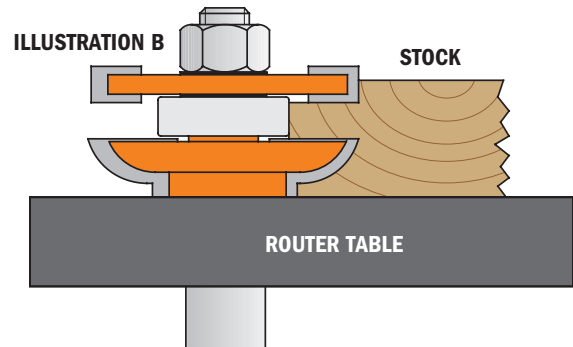
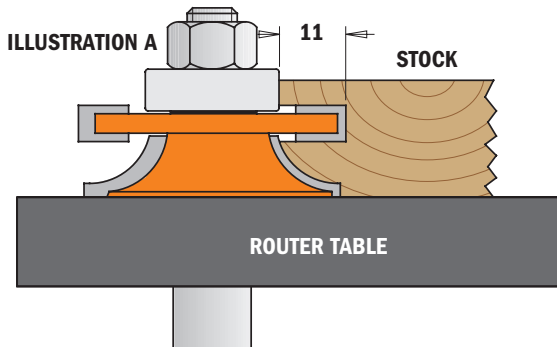
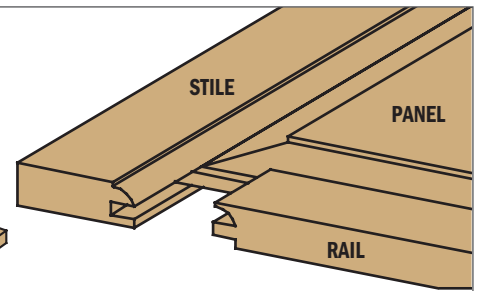
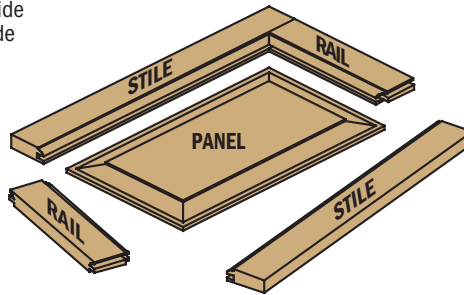
Spare parts: 541.515.00 0.1mm spacer
541.516.00 0.3mm spacer
541.518.00 1.0mm spacer

The ABC's of Panel Door Construction

In our step-by-step example of panel door construction, we used the following:

- CMT Rail & Stile set (item **891.502.11**)
- CMT Reverse Glue Joint (item **855.501.11**)
- pre-cut to length stiles - 19mm thick x 57mm wide
- pre-cut to length rails - 19mm thick x 57mm wide
- panel - 16mm thick
- scrap stock

The CMT Rail & Stile set was designed ideally for the construction of panel doors from 19mm thick stock, however any variation of size up to 22mm thick can be used. Remember to adjust your measurements and cutting depths according to the wood thickness you use.



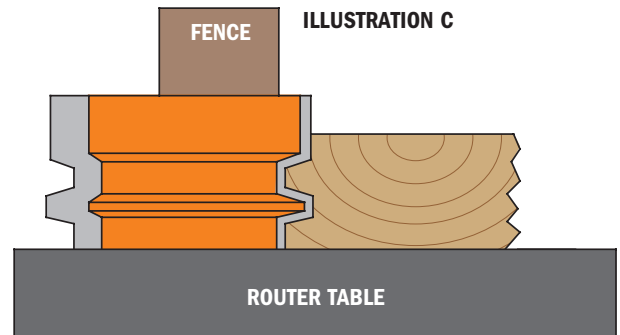
MILLING THE RAILS AND STILES

First make trial cuts of the cope profile (rail) and the stick profile (stile) in scrap stock and check the accuracy of the joint. This is extremely important when working at maximum thickness (22mm). Make sure your stock is flat and cut straight with square edges. Using the CMT Stile Bit shown in illustration A, place the stock front face-down on the router table and mill the stick profile in the stile and rail pieces. To mill the rails, use the CMT Rail Bit shown in illustration A, position the rails face-down on the router table and mill the cope profile on the ends. If you are milling cope and stick profiles before cutting the rails and stiles to length, be sure to make the proper calculations before cutting the rails. The stiles are the same length as the door. The rails must be calculated by the following equation (CMT standard tenon length is 22mm):

(total door width - sum of stile widths) + sum of 2 tenons = total rail length
 therefore, using our example measurements listed above, for a 300mm cabinet door:
 $300\text{mm} - 114\text{mm} + 22\text{mm} = 208\text{mm}$

GLUEING UP PANELS

If the panel requires a width greater than the width of your stock, you will need to edge glue stock for the central floating panel. This is accomplished by simply using the CMT Reverse Glue Joint bit. For making a two panel glue joint, place the first panel front face-down on the router table and accurately centre the wood to the bit. Adjust the bit according to the thickness of the wood you are cutting by lining up the cut edge of the wood to the centre point of the bit as illustrated in illustration B and mill the cut edge of the wood. Place the second panel front face up and repeat the milling process. This assures you will have the best side of your stock as a front face. If a third panel is required, mill one cut edge of the piece as instructed above, turn the piece over and run the other edge. Assemble the reverse cut pairs together for beautiful, strong joints that match up perfectly.



MILLING THE FLOATING PANEL

Make trial cuts in scrap stock to create a tongue that fits snugly into the groove in the stile without forcing it. To cut your panel to size be sure to make the proper calculations, taking into account the length of the tongue. The CMT Raised Panel Bit in our example has a standard tongue length of 8mm (The New CMT Raised Panel Bit profile has a 9.5mm tongue).

Use the following equation:

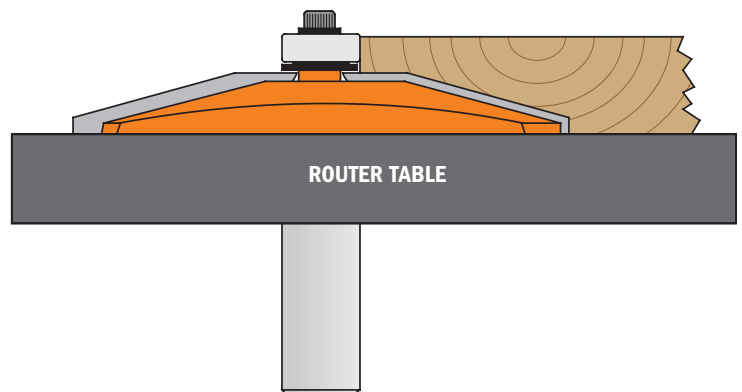
(Total door length - Sum of Stile widths) + Sum of 2 Tongues = Overall Panel Length

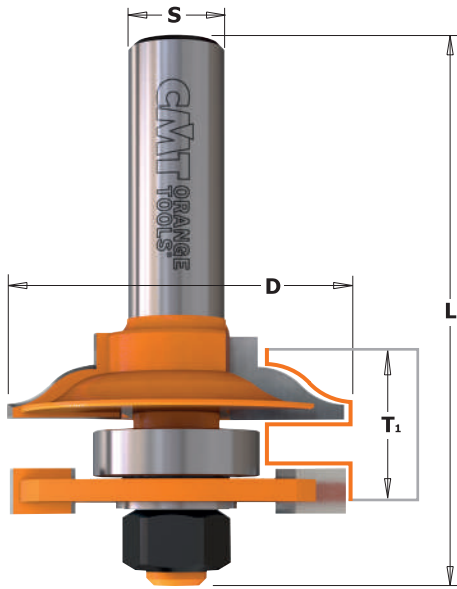
Therefore, using our example, measurements listed above for a 600mm long cabinet door: $(600 - 114) + 16\text{mm} = 502\text{mm}$

And accordingly:

(Total door width - Sum of Stile widths) + Sum of 2 Tongues = Overall Panel Width.

Once the panel has been cut to proper dimensions, position the panel front face side down on the router table tongue as shown in illustration C and use the CMT Raised Panel Bit to mill the tongue. **ATTENTION:** this bit is capable of removing large amounts of stock. To safely and effectively produce the profile you want, we suggest making several shallow passes. It can be dangerous to try to mill the entire profile in a single run.



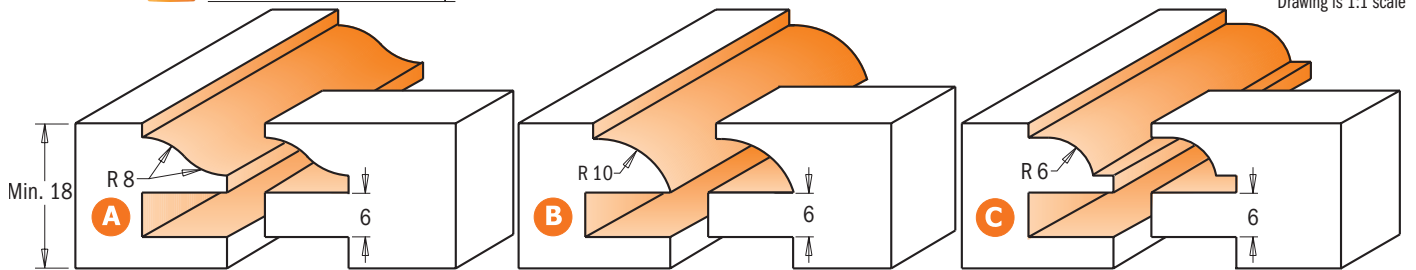


8/991



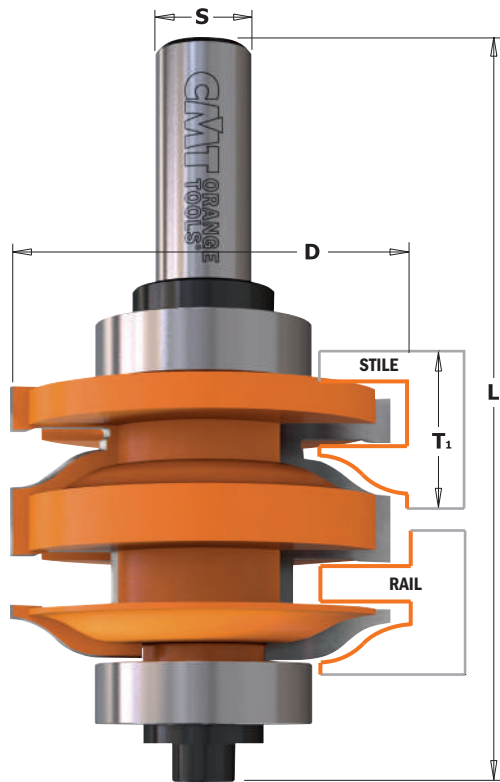
The CMT male-female rail and stile sets are a perfect pair for this particular project and produce clean, precise and well-crafted joints. Designed for working in stock from 18mm to 22mm.

SHOP TIPS: quality workmanship is the result of a lot of trial and error. Set aside a variety of small pieces for trial cuts.



Drawing is 1:1 scale

PROFILE	D mm	L mm	T ₁ mm		ORDER NO.	ORDER NO.	ORDER NO.	Spare parts					
					S=Ø8mm	S=Ø12mm	S=Ø12.7mm			0.1mm	0.3mm	0.9mm	
A	44.4	71	18 ÷ 22	5	991.001.11	991.501.11	891.501.11	822.003.11	791.012.00	541.515.00	514.516.00	990.407.00	990.020.00
B	44.4	71	18 ÷ 22	5	991.502.11	891.502.11		822.003.11	791.012.00	541.515.00	514.516.00	990.407.00	990.020.00
C	44.4	71	18 ÷ 22	5	991.503.11	891.503.11		822.003.11	791.012.00	541.515.00	514.516.00	990.407.00	990.020.00

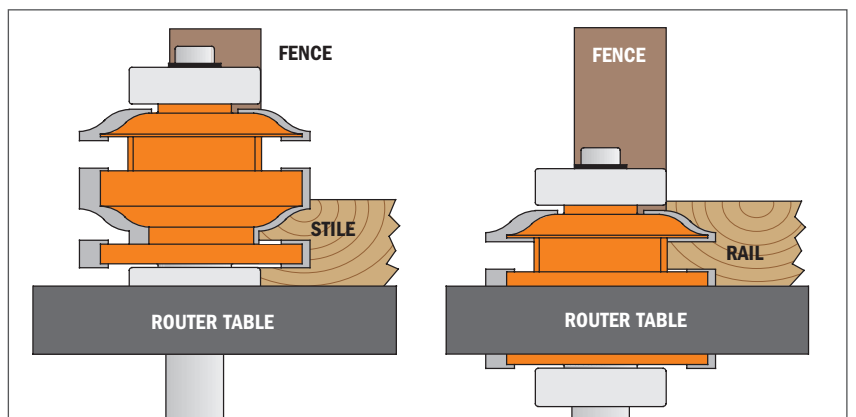


8/991.521



The new CMT One-Piece Rail and Stile Bit represents the union of two cutters in one bit. By simply adjusting the height of the bit, you can cut two perfectly joining profiles with no wasted time or effort moving the fence or changing the bit. Save time and money by investing in one single CMT cutting tool.

SHOP TIPS: the complicated nature of this kind of project requires a lot of practice and you need to carry out trial cuts. Always keep a variety of test pieces on hand.



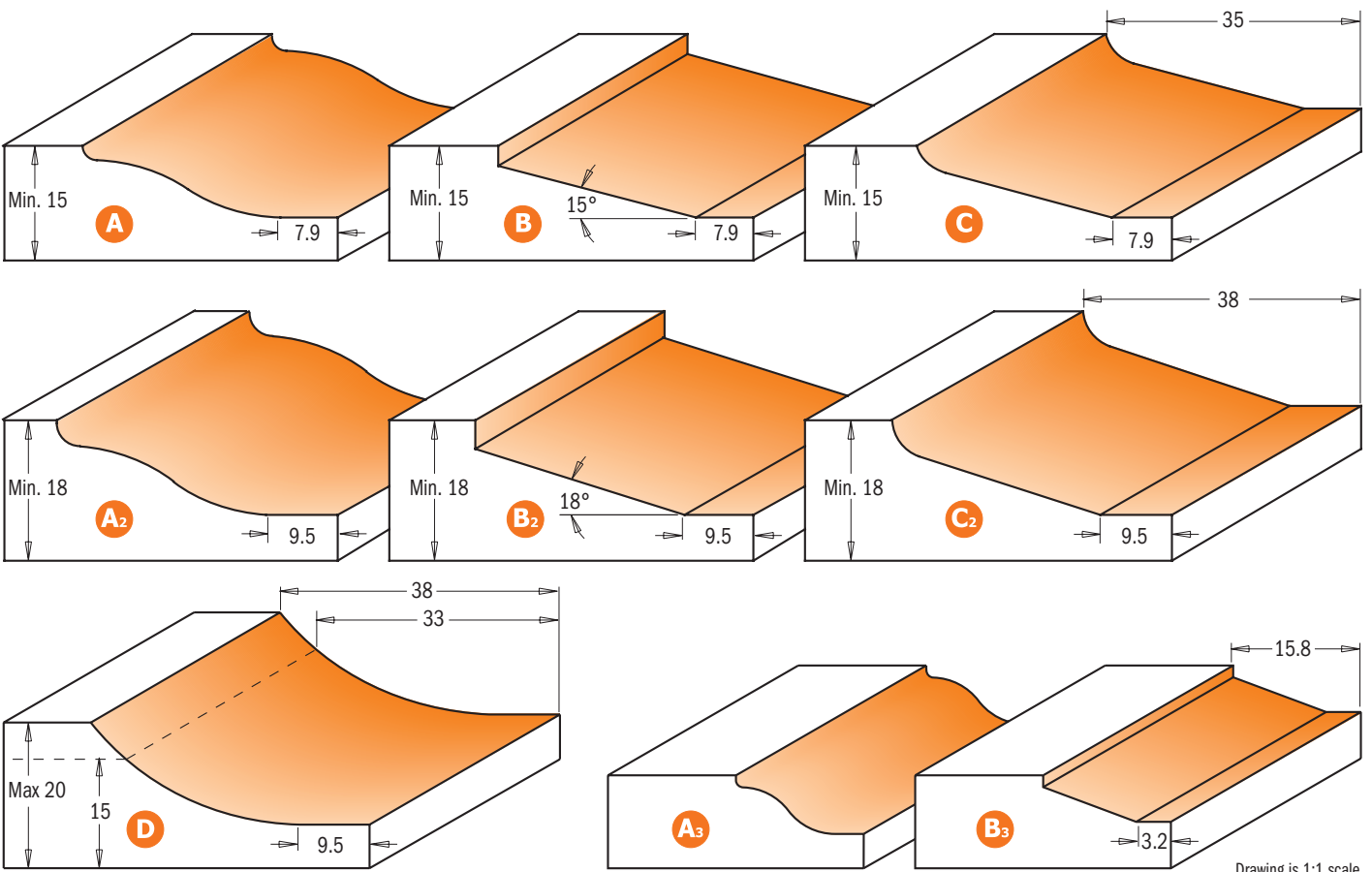
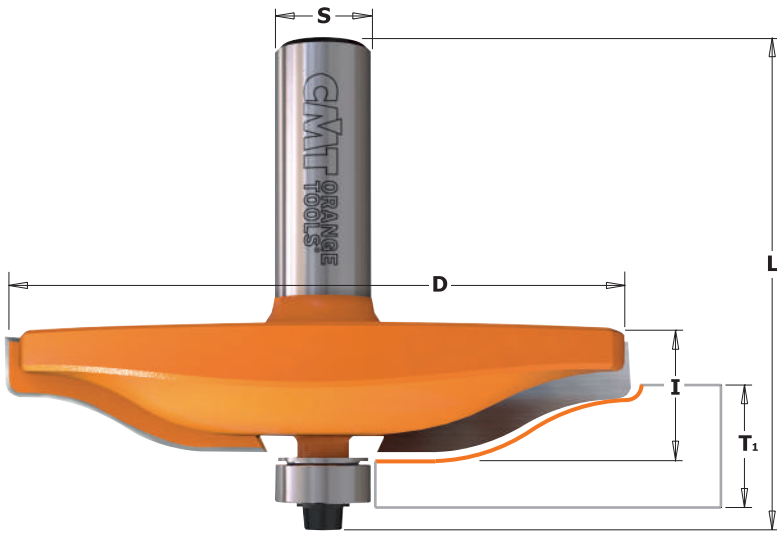
PROFILE	D mm	L mm	T ₁ mm		ORDER NO.	ORDER NO.	Spare parts						
					S=Ø12mm	S=Ø12.7mm							
A	50.87	96	18 ÷ 22	10		891.521.11	791.027.00	541.002.00	990.005.00	991.056.00	541.551.00	990.010.00	991.064.00
A	50.87	96	18 ÷ 22	10	991.521.11		791.027.00	541.005.00	990.005.00	991.056.00	541.551.00	990.010.00	991.064.00



8/990

Make classic raised panel doors by choosing from the profiles illustrated below. Its anti-kickback design is fundamental in further improving safety when working with larger diameter bits.

SAFETY TIPS: This type of bit needs to be used at a lower rotational speed, preferably between 10,000 and 12,000 RPMs. Three to five passes are recommended to safely and accurately obtain the profile you desire. To be used on routers with at least 1800 KW.



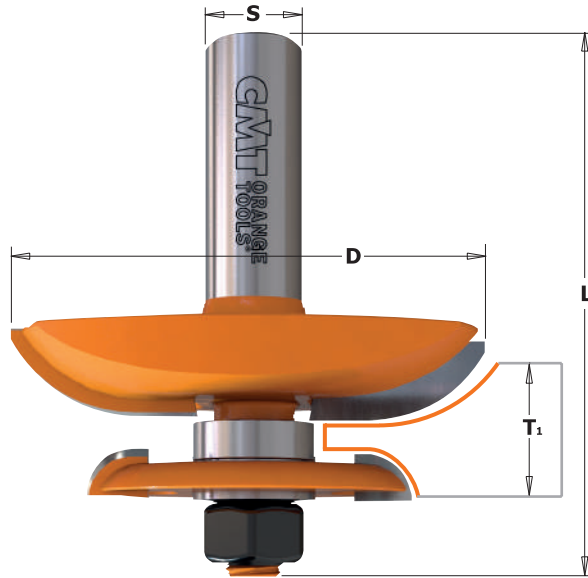
Drawing is 1:1 scale

PROFILE	D mm	I mm	L mm	T ₁ mm		ORDER NO. S=Ø8mm	ORDER NO. S=Ø12mm	ORDER NO. S=Ø12.7mm
A	82.5	15	63.8	15 ÷ 18	5		990.501.11	890.501.11
B	82.5	15	63.8	15 ÷ 18	5		990.502.11	890.502.11
C	82.5	15	64.6	15 ÷ 18	5		990.503.11	890.503.11
A ₂	89	15	64.6	18 ÷ 20	5		990.504.11	890.504.11
B ₂	89	15	64.6	18 ÷ 20	5		990.505.11	890.505.11
C ₂	89	15	64.6	18 ÷ 20	5		990.506.11	890.506.11
D	89	15	64.6	15 ÷ 20	5		990.507.11	890.507.11
A ₃	47.6	9.5	58.1	12.7 ÷ 15	10	990.011.11		
B ₃	47.6	9.5	58.1	12.7 ÷ 15	10	990.012.11		890.512.11

Spare parts

990.423.00	791.003.00	990.058.00	991.057.00
990.423.00	791.003.00	990.058.00	991.057.00
990.423.00	791.003.00	990.058.00	991.057.00
990.423.00	791.003.00	990.058.00	991.057.00
990.423.00	791.003.00	990.058.00	991.057.00
990.423.00	791.003.00	990.058.00	991.057.00
990.423.00	791.003.00	990.058.00	991.057.00
990.423.00	791.003.00	990.058.00	991.057.00
990.423.00	791.003.00	990.058.00	991.057.00
990.423.00	791.003.00	990.058.00	991.057.00

Raised Panel Bit with Back Cutter

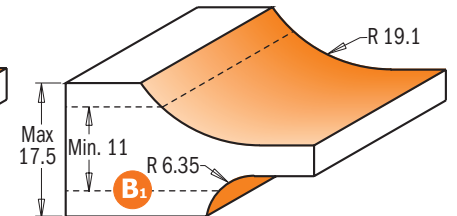
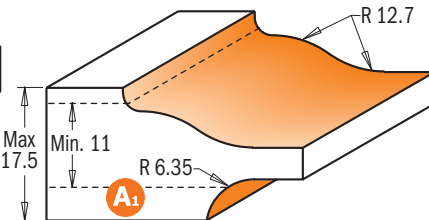
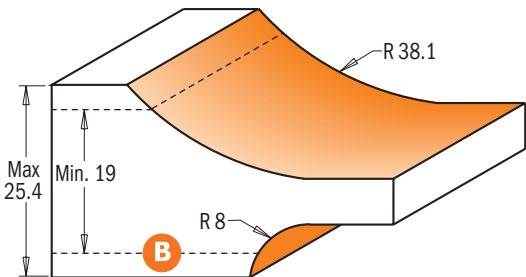
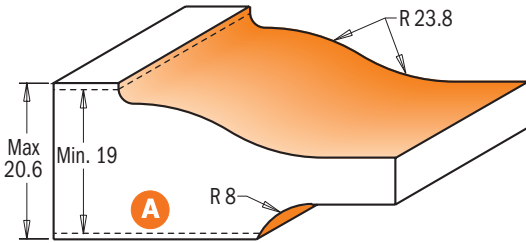



8/990.5

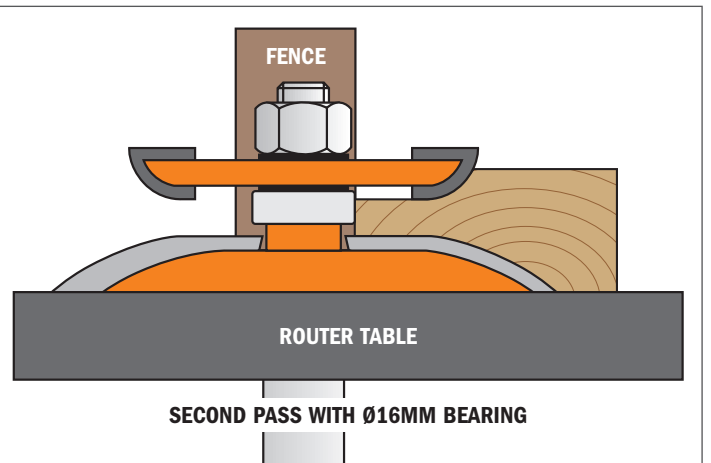
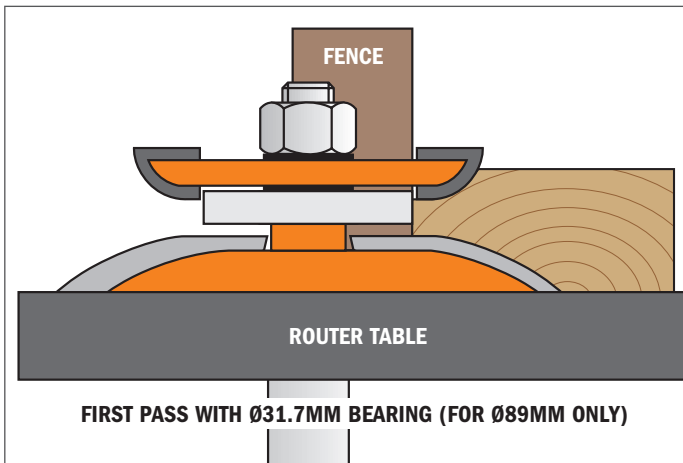


These bits have a back-cutter which allows you to rout both the front and back of the panel in the same cut which saves time and money.

SAFETY TIPS: to ensure improved safety when using the Ø89mm bit, carry out the cut in 2 shallow passes: use a Ø37mm bearing for the first pass, and then a Ø16mm bearing for the second pass.



Drawing is 1:1 scale



PROFILE	D mm	T ₁ mm	L mm		ORDER NO. S=Ø12mm	ORDER NO. S=Ø12.7mm
A	89	19 - 20.6	78.1	5	990.524.11	890.524.11
B	89	19 - 25.4	78.1	5	990.527.11	890.527.11
A ₁	63.5	11.1 - 17.5	70	5	990.534.11	890.534.11
B ₁	63.5	11.1 - 17.5	70	5	990.537.11	890.537.11

Spare parts

	16mm	31.7mm	
822.007.11	791.025.00	791.033.00	990.020.00
822.007.11	791.025.00	791.033.00	990.020.00
822.010.11	791.025.00		990.020.00
822.010.11	791.025.00		990.020.00

Spare parts: **541.515.00** 0.1mm spacer
541.516.00 0.3mm spacer

541.518.00 1.0mm spacer
990.407.00 Shield conical




8/970

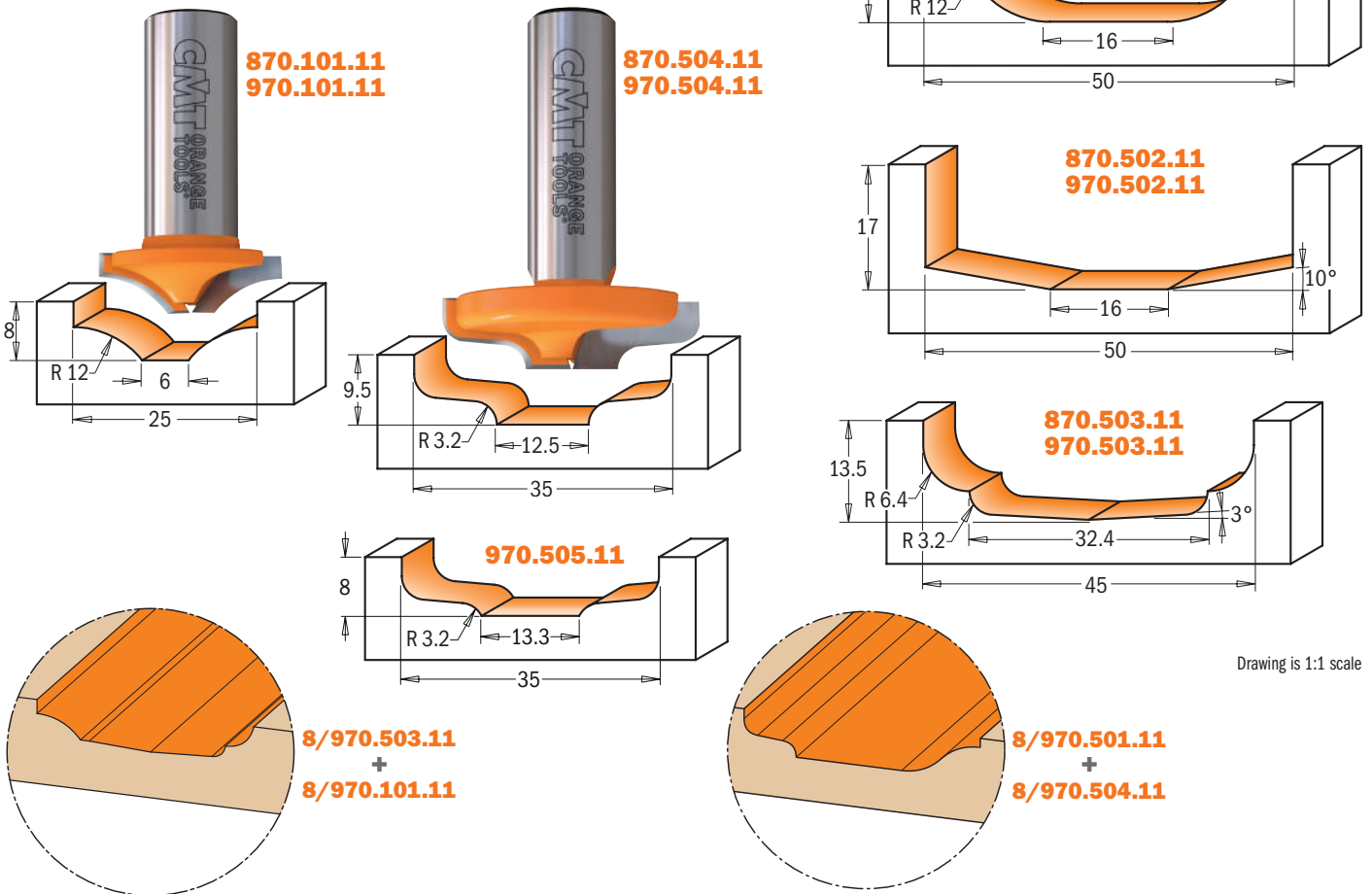
These bits can be used for decorative work on solid wood panels and MDF materials. Use them in one pass or in combination with CMT's MDF panel bits for complex and intricate profiles. A simple approach for an elegant appearance.

Featuring large cutting diameters and available in the most popular profiles, these panel bits guarantee excellent performance.

FRESE PER PANNELLI




FRESE PER MONTANTI E TRAVERSE



Drawing is 1:1 scale

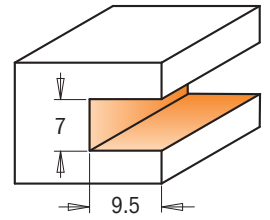
D mm	d mm	l mm	R mm	A	L mm		ORDER NO. S=Ø8mm	ORDER NO. S=Ø12mm	ORDER NO. S=Ø12.7mm
25	6	8	12		39.8	10	970.101.11		870.101.11
50	16	14	12		52.1	10		970.501.11	870.501.11
50	16	17		10°	55.1	10		970.502.11	870.502.11
45	32.4	13.5	3.2 - 6.4	3°	51.6	10		970.503.11	870.503.11
35	12.5	9.5	3.2		47.6	10		970.504.11	870.504.11
35	13.3	8	3.2		46	10		970.505.11	

3-Flute Slot Cutter for STRIPLOX® Mini



823.371

New CMT cutter for STRIPLOX® Mini connectors. These connectors are invisible joiners suited to everyday projects, custom cabinets, wood joints and any piece of cabinetry, furniture or design application. They produce a tight and strong joints either in a permanent or temporary structures making them perfectly suited for commercial, domestic and architectural furniture, kitchen, bathroom and wardrobe closets, cabinetry, commercial fit-outs plus many more applications.



Drawing is 1:1 scale




I mm	D mm	H mm	L mm		ORDER NO. S=Ø6.35mm
7	47.6	9.5	65	10	823.371.11A

Spare parts

791.030.00	823.340.11	990.055.00	991.067.00

Spare parts: **541.515.00** 0.1mm spacer
541.516.00 0.3mm spacer
541.517.00 0.5mm spacer

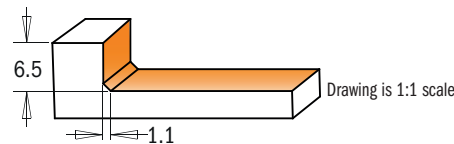
Solid Surface - Counter Top Trim Bits




822/922.034.11

8/922.034-35

Create even shallow recesses in countertops with this 6-wing tool. The radiused cutting tips produce an edge that's super smooth to the touch and simple to clean. For use with handheld routers.




Drawing is 1:1 scale



922.035.11

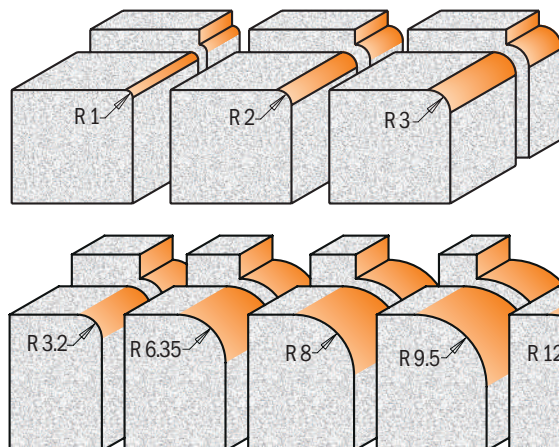
D mm	I mm	L mm	Z		ORDER NO. S=Ø8mm	ORDER NO. S=Ø12mm	ORDER NO. S=Ø12.7mm
52	6.5	65	4	5	922.035.11		
52	6.5	83.5	6	5		922.034.11	822.034.11

Solid Surface - Rounding Over Bits



7/8/938 - 8/980.5

Use these bits to create traditional roundover edges on solid surface countertops. Equipped with a non-marring DELRIN® bearing to protect finished edges. For use on hand-held portable routers.



APPLICATION

WILSONART®
GIBRALTAR®
CORIAN®
SURELL®
FOUNTAINHEAD®
AVONITE®
FORMICA®
Etc.

Drawing is 1:1 scale

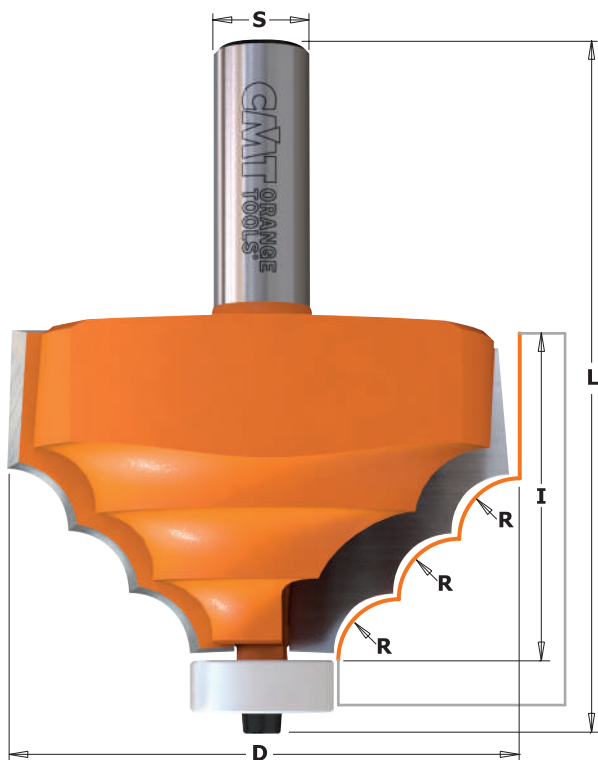
R mm	D mm	I mm	L mm		ORDER NO. S=Ø6mm	ORDER NO. S=Ø6.35mm	ORDER NO. S=Ø8mm	ORDER NO. S=Ø12mm	ORDER NO. S=Ø12.7mm
1	14.7	10	51	10		838.147.11	938.147.11		
2	16.7	12.7	52.5	10	738.167.11		938.167.11		
3	18.7	12.7	54	10	738.187.11		938.187.11		
3.2	19.05	12.7	59.5	10			980.501.11	880.501.11	
6.35	25.4	12.7	59.5	10			980.502.11	880.502.11	
8	28.7	15	62.5	10			980.505.11	880.505.11	
9.5	31.75	14	61	10			980.503.11	880.503.11	
12.7	38.1	19.05	66	10			980.504.11	880.504.11	

Spare parts

990.422.00	791.044.00	990.058.00
990.422.00	791.044.00	990.058.00
990.422.00	791.044.00	990.058.00
990.422.00	791.044.00	990.058.00
990.422.00	791.044.00	990.058.00
990.422.00	791.044.00	990.058.00
990.422.00	791.044.00	990.058.00
990.422.00	791.044.00	990.058.00

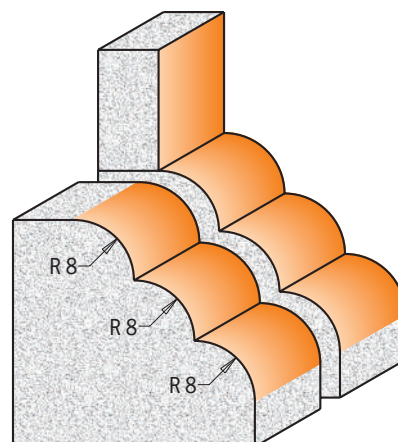
Spare parts: 991.057.00 3/32" hex key

Solid Surface - Decorative Edge Profile Bits



8/980.521

Create elegant countertops with flawless results. Features a non-marring DELRIN® bearing to protect the finished edges. For use on hand-held portable routers.



Drawing is 1:1 scale

APPLICATION

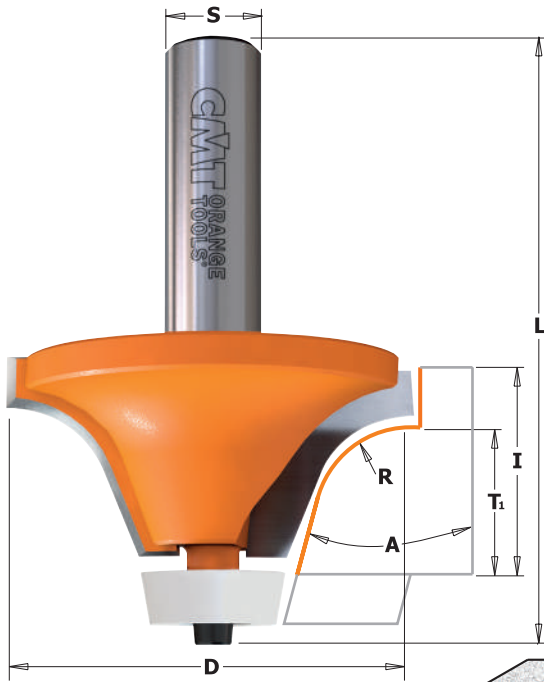
WILSONART®
GIBRALTAR®
CORIAN®
SURELL®
FOUNTAINHEAD®
AVONITE®
FORMICA®
Etc.

D mm	I mm	R mm	L mm		ORDER NO. S=Ø12mm	ORDER NO. S=Ø12.7mm
66.7	41.3	8	89.8	5	980.521.11	880.521.11

Spare parts

791.046.00	990.058.00	991.057.00

Solid Surface - Rounding Over Bowl Bits



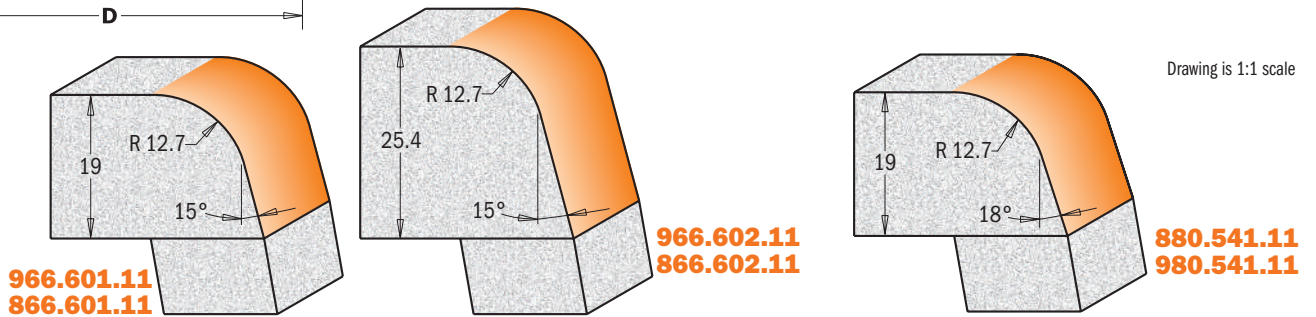
8/966.601/602
8/980.541



These bits are the best tool for rounding over and trimming countertop edges after the bowl is mounted. Can be used together with the CMT **8/980.551.11** bevel cutter for a flush cut-out between the countertop and the installed undermount bowl. For use on hand-held routers. Features a non-marring DELRIN® bearing to protect the finished edges as well as surfaces.

APPLICATION

WILSONART®
GIBRALTAR®
CORIAN®
SURELL®
FOUNTAINHEAD®
AVONITE®
FORMICA®
Etc.

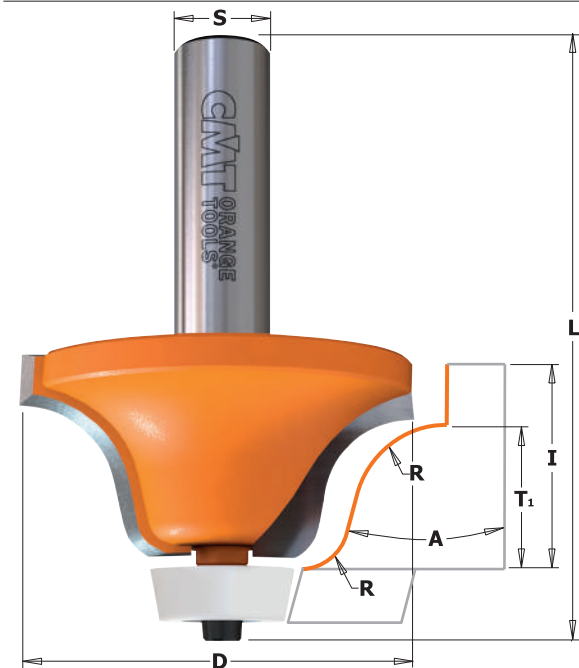


A	D mm	T ₁ mm	I mm	R mm	L mm		ORDER NO. S=Ø12mm	ORDER NO. S=Ø12.7mm
15°	50.8	19	25.4	12.7	74.9	10	966.601.11	866.601.11
15°	50.8	25.4	31.75	12.7	81.3	10	966.602.11	866.602.11
18°	54	19	25.4	12.7	78.1	10	980.541.11	880.541.11

Spare parts

791.041.00	990.058.00	991.057.00
791.041.00	990.058.00	991.057.00
791.041.00	990.058.00	991.057.00

Solid Surface - Rounding Over Bowl Bit (ogee profile)



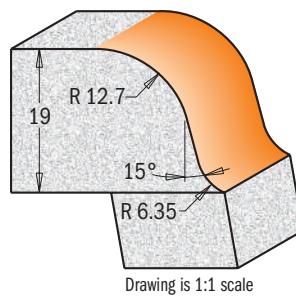
8/980.542



These bits roundover and trim the countertop edges after the bowl is mounted. Can be used with the CMT **8/980.551.11** bevel cutter for a flush cut-out between the countertop and installed undermount bowl. For use on hand-held portable routers. Features a non-marring DELRIN® bearing to protect the finished edges.

APPLICATION

WILSONART®
GIBRALTAR®
CORIAN®
SURELL®
FOUNTAINHEAD®
AVONITE®
FORMICA®
Etc.

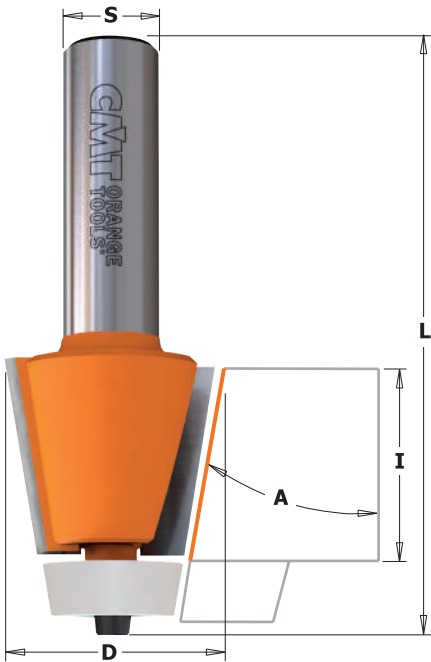


A	D mm	T ₁ mm	I mm	R mm	L mm		ORDER NO. S=Ø12mm	ORDER NO. S=Ø12.7mm
15°	54	19	25.4	6.35-12.7	77.6	10	980.542.11	880.542.11

Spare parts

791.041.00	990.058.00	991.057.00

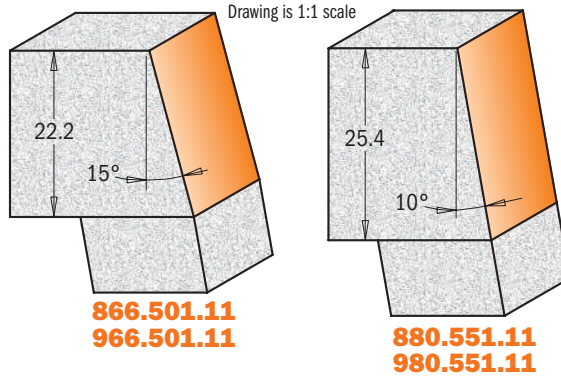
Solid Surface - Bevel Bowl Bits



8/966.501 - 8/980.551



These bits are designed for undermount applications joining the countertops and sink bowls with a beveled edge. Can be used with the 8/980.541.11 and 8/980.542.11 for complete undermount applications. For use on hand-held routers. Features a non-marring DELRIN® bearing to protect the finished edges and surfaces.



APPLICATION

- WILSONART®
- GIBRALTAR®
- CORIAN®
- SURELL®
- FOUNTAINHEAD®
- AVONITE®
- FORMICA®
- Etc.

A	D mm	I mm	L mm		ORDER NO. S=∅12mm	ORDER NO. S=∅12.7mm
15°	31.7	22.2	72	10	966.501.11	866.501.11
10°	28.5	25.4	77	10	980.551.11	880.551.11

Spare parts

791.041.00	990.058.00	991.057.00
791.041.00	990.058.00	991.057.00

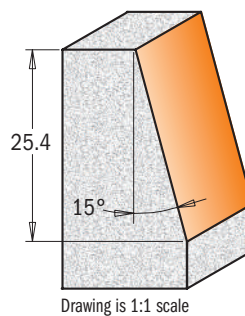
Solid Surface - Bevel Bit



8/981.521



Edge profile bit designed to create a 15° beveled edge on solid surface countertops. Can also be used for European type topmount installation with sinks and bowls. For use on hand-held portable and table routers.



APPLICATION

- WILSONART®
- GIBRALTAR®
- CORIAN®
- SURELL®
- FOUNTAINHEAD®
- AVONITE®
- FORMICA®
- Etc.

D mm	d mm	I mm	A	L mm		ORDER NO. S=∅12mm	ORDER NO. S=∅12.7mm
23	9.53	25.4	15°	63.5	10	981.521.11	881.521.11

Solid Surface - Cut & Plug Repair Set



Download instructions sheets from our website

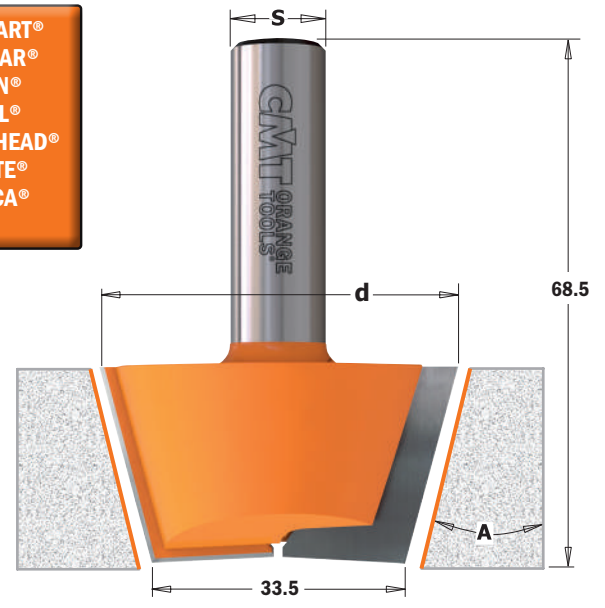

9/881.541



These special carbide-tipped bits work best on solid surfaces or when repairing damaged surfaces. One bit creates the plug, then the other bit easily carves out the hole. Your surfaces will look like new again!
For use with hand-held routers or CNC machines.

APPLICATION

- WILSONART®
- GIBRALTAR®
- CORIAN®
- SURELL®
- FOUNTAINHEAD®
- AVONITE®
- FORMICA®
- Etc.



d mm	D mm	I mm	A	L mm		ORDER NO. S=Ø12mm	ORDER NO. S=Ø12.7mm
47.6	63.5	20	15°	68.5-74	5	981.541.11	881.541.11

4-Wing Cut Out Slot Cutters for Solid Surfaces

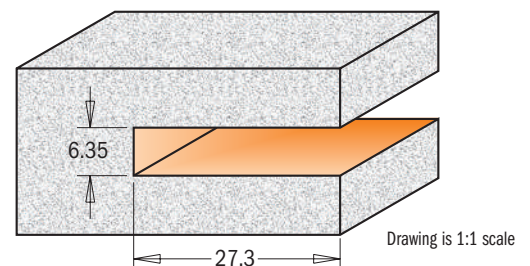
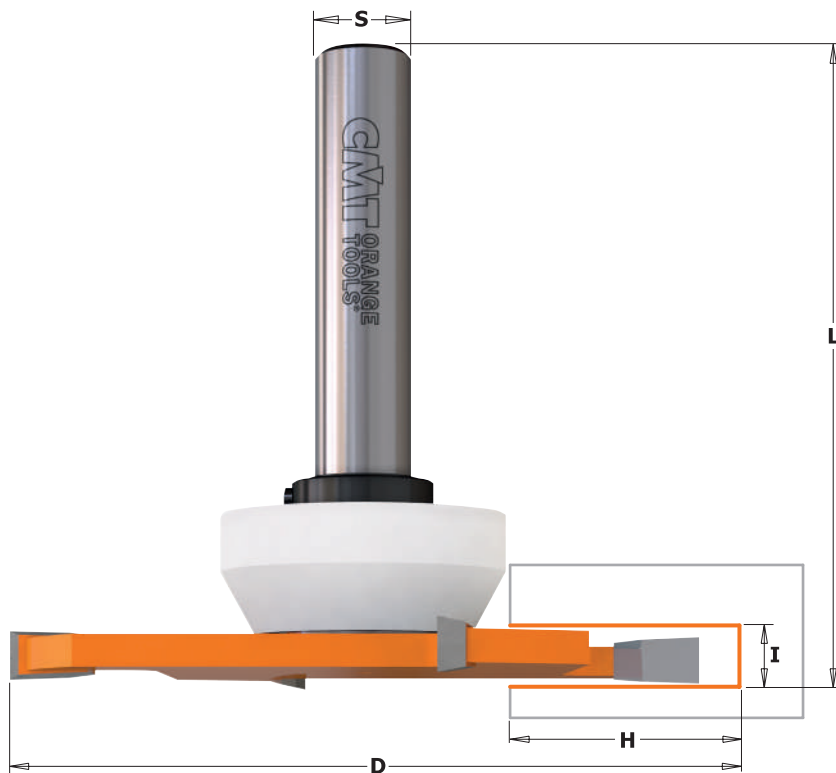


8/922.033B

APPLICATION

- WILSONART®
- GIBRALTAR®
- CORIAN®
- SURELL®
- FOUNTAINHEAD®
- AVONITE®
- FORMICA®
- Etc.

This bit features two tungsten carbide-tipped cutting edges for carving out solid surface under-mount bowls in composite. For use on hand-held routers. Bit also equipped with a non-marring DELRIN® bearing to protect your surfaces.



D mm	I mm	H mm	L mm		ORDER NO. S=Ø12mm	ORDER NO. S=Ø12.7mm
92	6.35	27.3	82.5	5	922.033.11B	822.033.11B

Spare parts

541.553.00	791.047.00	541.002.00	991.056.00

Solid Surface - No-Drip Bit




8/981.501


This bit is designed to create "no-drip" edges on kitchen and vanity countertops in one simple step. Designed for hand-held portable routers on applications where a guide bearing cannot be used. This one bit will cut both the outer and inner profiles creating a slightly raised edge, controlling spilled liquids.

APPLICATION

WILSONART®
GIBRALTAR®
CORIAN®
SURELL®
FOUNTAINHEAD®
AVONITE®
FORMICA®
Etc.

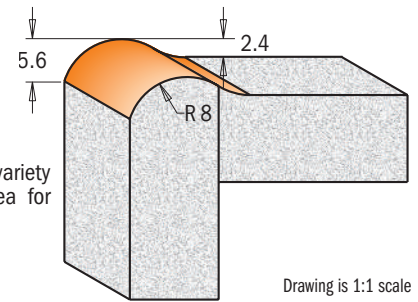


Drawing is 1:1 scale



8/980.531

This bit creates strong and reliable joints in a variety of composites thanks to greater surface area for applying glue.



Drawing is 1:1 scale

D mm	d mm	I mm	I ₁ mm	R mm	L mm		ORDER NO. S=Ø12mm	ORDER NO. S=Ø12.7mm
25.4		12.7	3.2	8	63.5	10	981.501.11	881.501.11
25.4	19	22.2	15.88	8	77	10	980.531.11	880.531.11

Spare parts

791.046.00	990.058.00	991.057.00

Solid Surface - Wavy Joint Bit

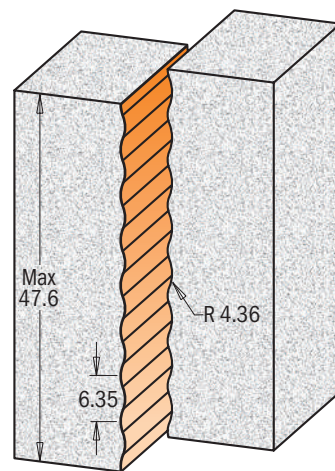
8/981.531

These bits are ideal for making strong joints on any solid surface, thanks to a wider surface area for glue application.

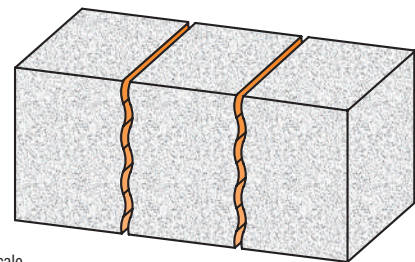


APPLICATION

WILSONART®
GIBRALTAR®
CORIAN®
SURELL®
FOUNTAINHEAD®
AVONITE®
FORMICA®
Etc.




Drawing is 1:1 scale



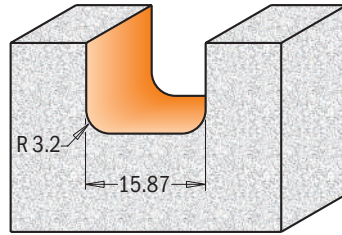
D mm	I mm	R mm	L mm		ORDER NO. S=Ø12mm	ORDER NO. S=Ø12.7mm
15.88	51.5	4.36	89	10	981.531.11	881.531.11

Solid Surface - Drainboard Bits

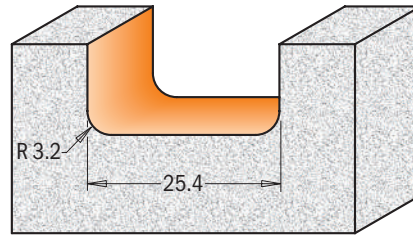


8/981.511-512

This bit is ideal for creating custom drainboard patterns in solid surface countertops. For use on hand-held portable routers.



Drawing is 1:1 scale




APPLICATION

- WILSONART®
- GIBRALTAR®
- CORIAN®
- SURELL®
- FOUNTAINHEAD®
- AVONITE®
- FORMICA®
- Etc.

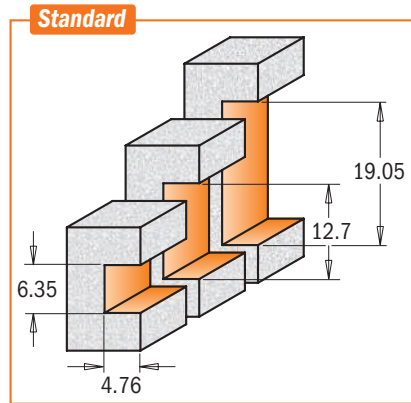
D mm	I mm	R mm	L mm		ORDER NO. S=Ø12mm	ORDER NO. S=Ø12.7mm
15.88	12.7	3.2	63.5	10	981.511.11	881.511.11
25.4	12.7	3.2	69.8	10	981.512.11	881.512.11

Solid Surface - Inlay Bits

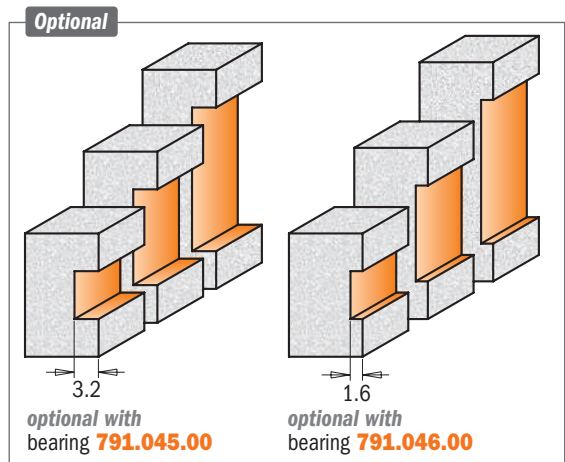


8/980.511-512-513

Add a decorative inlay to solid surface countertops in composite. Equipped with a non-marring DELRIN® bearing to protect the finished edges. For use on hand-held portable and table routers.



Drawing is 1:1 scale



APPLICATION

- WILSONART®
- GIBRALTAR®
- CORIAN®
- SURELL®
- FOUNTAINHEAD®
- AVONITE®
- FORMICA®
- Etc.

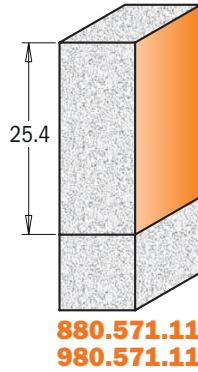
D mm	I mm	H mm	L mm		ORDER NO. S=Ø12mm	ORDER NO. S=Ø12.7mm	Spare parts		
22.2	6.35	4.76	77	10	980.511.11	880.511.11			
22.2	12.7	4.76	90	10	980.512.11	880.512.11	791.044.00	990.058.00	991.057.00
22.2	19.05	4.76	90	10	980.513.11	880.513.11	791.044.00	990.058.00	991.057.00

Solid Surface - Sink & Trim Bits



8/980.57

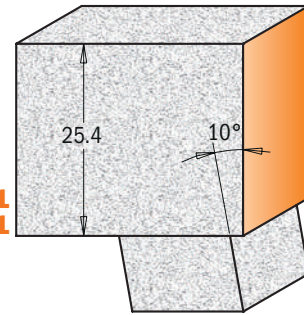
Trim a sink cut-out flush with the bowl in stages using these “overhang” and flush trim bits. The DELRIN® bearings are tapered to match the slope of the bowl’s side. A first pass with the overhang bit cleans the cut-out edge, leaving a slight over-hang on the underside of the counter. A second pass with the flush-trim bit completes the operation. Made from super micrograin carbide for guaranteed longer life!



Drawing is 1:1 scale

APPLICATION

- WILSONART®
- GIBRALTAR®
- CORIAN®
- SURELL®
- FOUNTAINHEAD®
- AVONITE®
- FORMICA®
- Etc.



D mm	I mm	A	L mm		ORDER NO. S=Ø12mm	ORDER NO. S=Ø12.7mm
19.05	25.4		78	10	980.571.11	880.571.11
22	25.4	10°	78	10	980.572.11	880.572.11

Spare parts

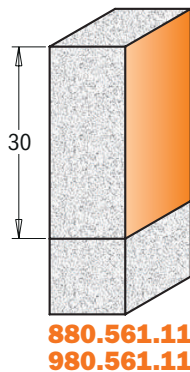
791.046.00	990.058.00	991.057.00
791.048.00	990.058.00	991.057.00

Solid Surface - Sink & Trim Bits with Insert Knives



8/980.56

Trim a sink cut-out flush with the bowl in stages using these “overhang” and flush trim bits. The DELRIN® bearings are tapered to match the slope of the bowl’s side. A first pass with the overhang bit 8/980.562.11 cleans the cut-out edge, leaving a slight overhang on the underside of the counter. A second pass with the flush-trim bit 8/980.561.11 completes the operation. Knives made from super micrograin carbide and sharpened on both sides guarantee longer life!

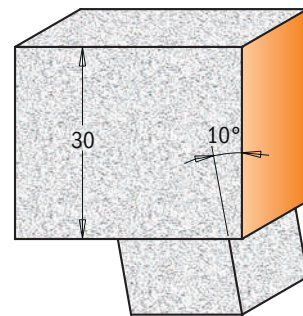
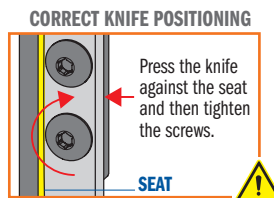


Drawing is 1:1 scale

APPLICATION

- WILSONART®
- GIBRALTAR®
- CORIAN®
- SURELL®
- FOUNTAINHEAD®
- AVONITE®
- FORMICA®
- Etc.

880.562.11
980.562.11



Drawing is 1:1 scale



SAFETY TIPS



The **TW-006** Torque Screwdriver is recommended for the proper fastening of screws (see page 421).

D mm	I mm	A	L mm		ORDER NO. S=Ø12mm	ORDER NO. S=Ø12.7mm
19.05	30		83	10	980.561.11	880.561.11
22	30	10°	83	10	980.562.11	880.562.11

Spare parts

790.300.03	990.075.00	991.061.00	791.046.00	990.058.00	991.057.00
790.300.03	990.075.00	991.061.00	791.048.00	990.058.00	991.057.00


26 Piece Router Bit Set

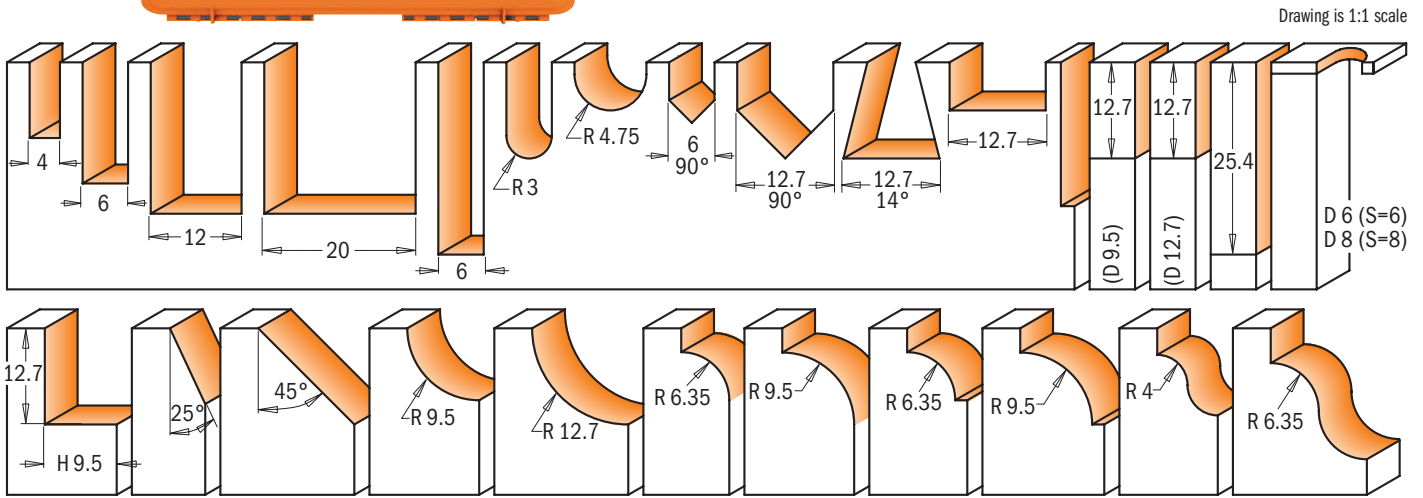


900.003

Find a whole workshop in this practical 26 piece router bit set! An endless selection of tools to express your woodworking creativity! Every cutting tool is made from the highest quality tungsten carbide and features our trademarked PTFE orange coating. Comes with a snap-lock case for safe storage!



DESCRIPTION		ORDER NO. S=Ø8mm
26 Piece Router Bit Set	1	900.003.00



15 Piece Router Bit Set

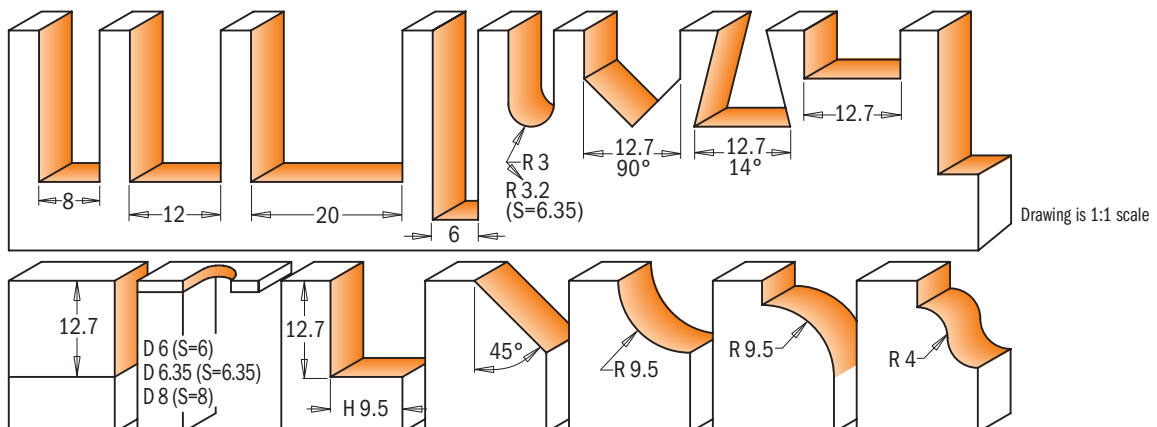


8/900.001

CMT's 15 piece bit router bit set is the perfect companion for the professional craftsman. This set offers a selection of organized and ready-to-use straight and profile bits. Added value for any woodworker! Each bit is made with micrograin tungsten carbide and coated with orange non-stick PTFE. Comes with a snap-lock case for safe storage!



DESCRIPTION		ORDER NO. S=Ø6.35mm	ORDER NO. S=Ø8mm
15 Piece Router Bit Set	1	800.001.00	900.001.00



12 Piece Router Bit Set



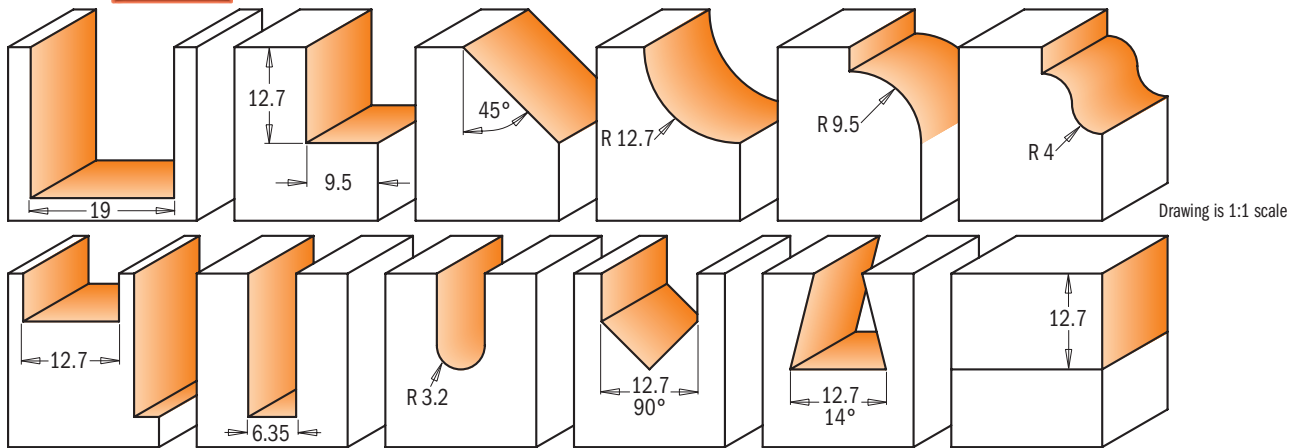
800.503



CMT's 12 most frequently used 6.35mm shank router bits assembled in a compact and attractive case for your convenience! The perfect case for any professional woodworker! Comes with a snap-lock case for safe storage!



DESCRIPTION	ORDER NO.
12 Piece Router Bit Set	S=Ø6.35mm 800.503.11



13 Piece Router Bit Set



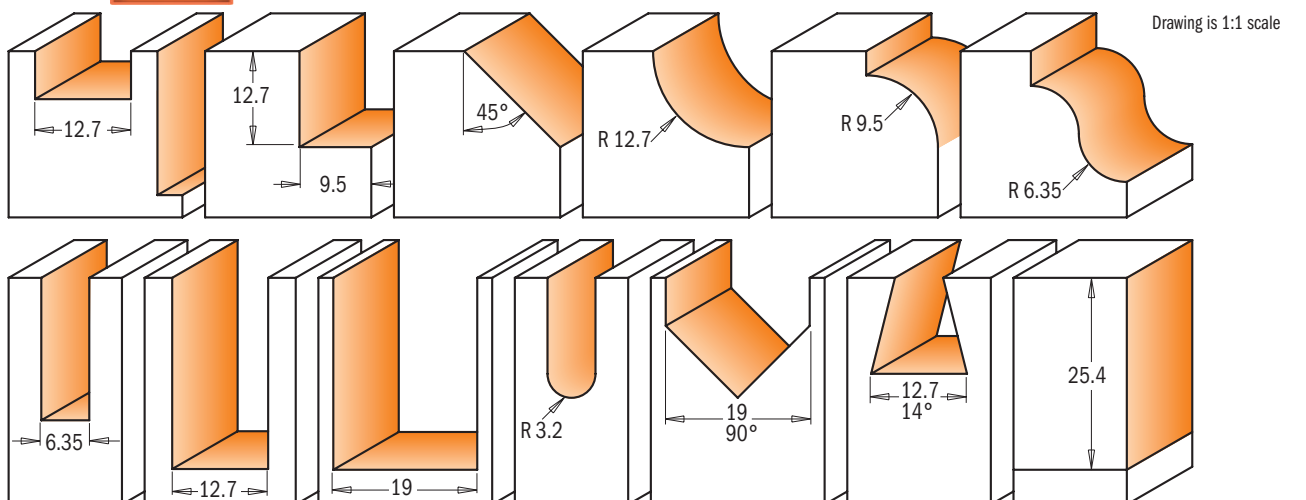
800.505



CMT's 13 most frequently used 12.7mm shank router bits assembled in a compact and attractive case for your convenience! Unique design that comes with a snap-lock case for safe storage!



DESCRIPTION	ORDER NO.
13 Piece Router Bit Set	S=Ø12.7mm 800.505.11




Divided Light Door Set




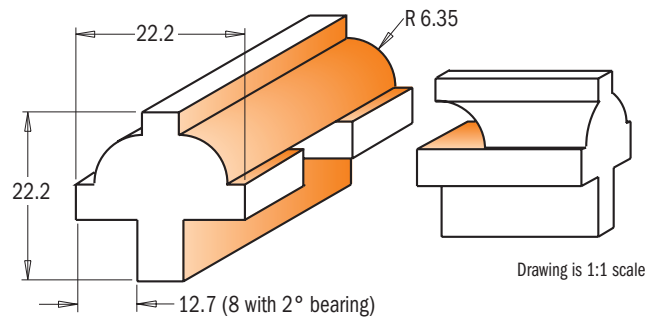
800.525 - 900.025



Build authentic divided light doors for fine furniture and cabinets with these 3 piece sets. They include a stuck bit to cut the decorative ovolo profile on the frame edges, a cope to shape the mating profile on the ends of the stock, and a rabbeting bit to cut the recess for the glass. Thanks to the guide bearings, you can also create arches on curved frames. The unique design of the cope bit allows you to use full-length tenons to create strong, authentic mortise-and-tenon joinery. As the stock is coped, the tenon passes over the bit. These sets are designed for 22.2mm wide bars such as those on corner cupboard doors.



DESCRIPTION		ORDER NO. S=Ø8mm	ORDER NO. S=Ø12.7mm
Divided Light Door Set	1	900.025.11	800.525.11




Glass Panel Set

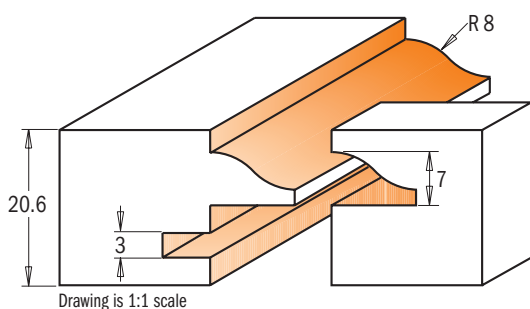


8/955.803

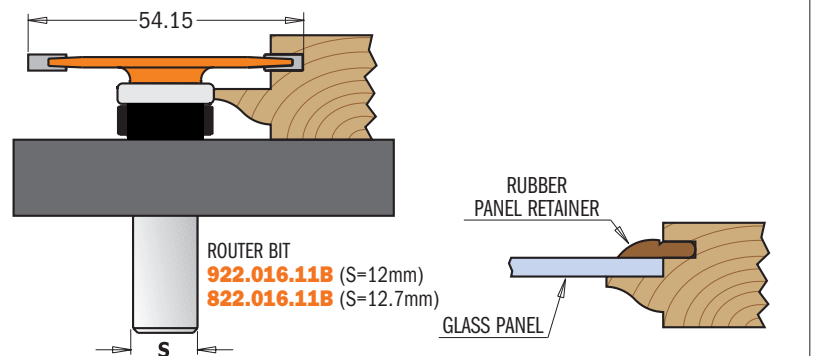


CMT's unique stile and rail router bit sets allow you to produce glass panel doors by using a rubber panel retainer to secure the glass in a 3.2mm slot cut into the frames. These bits work the same as other CMT stile and rail sets, but they leave you with a square rabbet on the inside of your door for installing the glass panel. Available in 12mm and 12.7mm shanks.

DESCRIPTION		ORDER NO. S=Ø12mm	ORDER NO. S=Ø12.7mm
Glass Panel Set	1	955.803.11	855.803.11



GLASS PANEL RETAINERS



HERE'S HOW IT WORKS:

Mill the cope and pattern cuts first, then use the slot cutter to cut the groove for the rubber panel retainer. The edge of the pattern cut will ride on the bearing of the slot cutter bit. When you cut the slot in the rails you can cut the slot the full length of the stock. When you cut the slot in the stiles you need to set up reference points to stop and start the cuts so they are hidden from view on the top and bottom of the doors.

Entry & Interior Door Router Bit Set

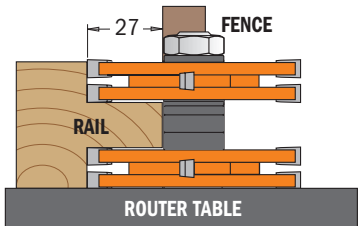


8/900.527

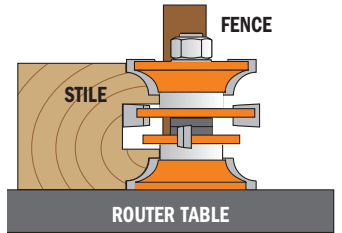
This is a multifunctional set for door and furniture makers, building entry or passage doors and furniture tenons. The tenon cutter included in the set, produces a beefy 27mm long tenon. As an extra bonus, the tenon cutter can be used for making furniture requiring tenons anywhere from 9.5mm to 16mm in thickness.



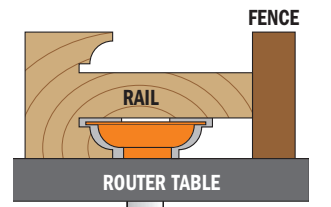
ENTRY & INTERIOR DOOR CONSTRUCTION
EASY AS 1, 2, 3!



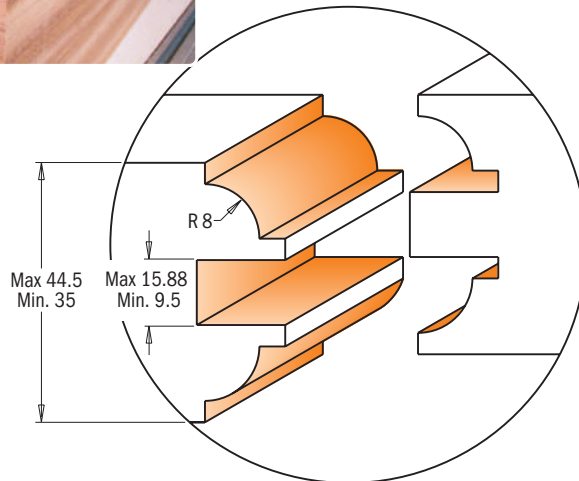
STEP 1. Cut the tenon into the rails




STEP 2. Cut the groove and door profile in pieces.

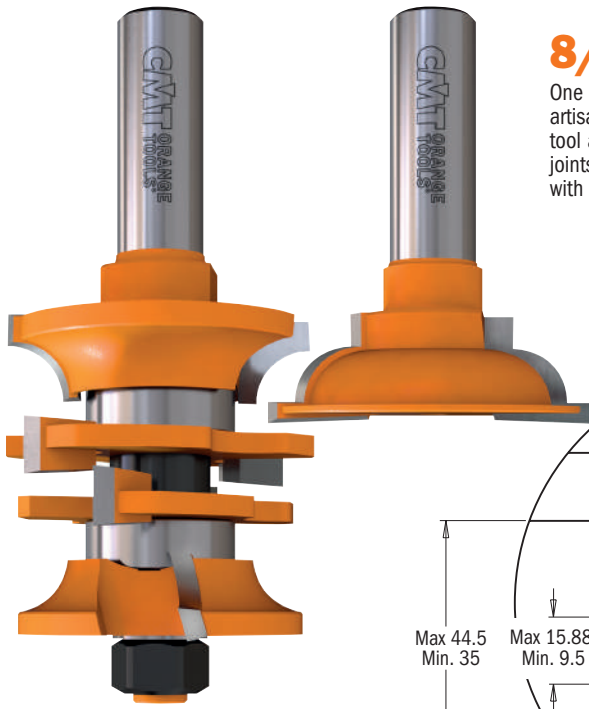


STEP 3. Undercut the tenons to cope the ends of the rails.



DESCRIPTION		ORDER NO. S=Ø12mm	ORDER NO. S=Ø12.7mm
3 Piece Entry & Interior Door Router Bit Set	1	900.527.11	800.527.11

2 Piece Entry Door Router Bit Set

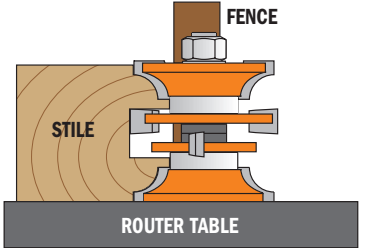


8/955.806

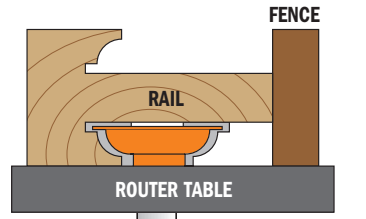
One of the more popular bits among both artisans and professional carpenters, this tool allows you to create tongue and groove joints and produce entry and passage doors with minimal effort. Incredible versatility!



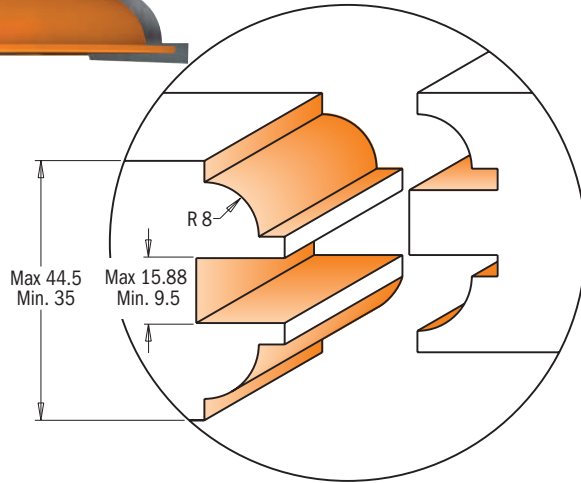
ENTRY & INTERIOR DOOR CONSTRUCTION



APPLICATION 1: cut the groove and the door profile in all pieces.



APPLICATION 2: undercut the tenon to cope the ends of the rails.




D mm	I mm		ORDER NO. S=Ø12mm	ORDER NO. S=Ø12.7mm
44.5-48	35-44.5	5	955.806.11	855.806.11

Spare parts

8-22mm	DOWN	UP	822.022.11	0.1mm	0.3mm	3mm	990.020.00
791.005.00	822.021.11A	822.021.11B		541.515.00	541.516.00	541.500.00	

Tenon Cutting Bits



8/900.628

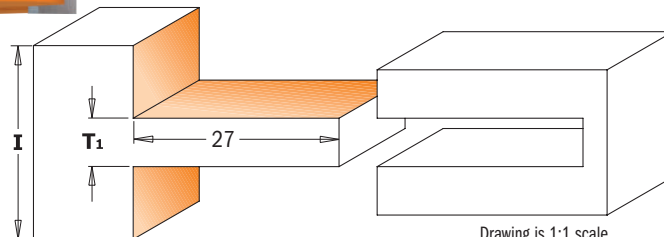


8/900.627



CMT's tenon cutting router bit will produce the most perfect fitting tenons in every board you cut, even if the boards vary in thickness. Simply set the distance between the cutters using the included spacers, and you can easily cut tenons from 4.76mm to 9.5mm thick, and up to 27mm long. This simple-to-use router bit takes the mystery out of tenon-to-mortise fit required for high quality joinery.

Maximum speed
MAX RPM 12.000



8-900.627

T1	SPACER (mm)		
	6.35mm	3.2mm	1.6mm
4.76mm	1	0	0
6.35mm	1	0	1
8mm	1	1	0
9.5mm	1	1	1

D mm	I mm	T1 mm		ORDER NO. S=Ø12mm	ORDER NO. S=Ø12.7mm
75	34.9	4.76-9.5	5	900.627.11	800.627.11
75	34.9	4.76-9.5	5	900.628.11	
75	44.5	9.5-15.8	5	900.628.11	800.628.11
75	44.5	9.5-15.8	5		800.628.11

Spare parts

824.135.00	822.020.11	0.1mm	0.3mm	1.6mm	3.2mm	6.2mm	990.022.00
924.134.00	822.020.11	541.526.00	541.520.00	541.521.00	541.522.00	541.523.00	990.022.00
824.134.00	822.020.11	541.526.00	541.520.00	541.521.00	541.522.00	541.523.00	990.022.00
924.135.00	822.020.11	541.526.00	541.520.00	541.521.00	541.522.00	541.523.00	990.022.00
824.135.00	822.020.11	541.526.00	541.520.00	541.521.00	541.522.00	541.523.00	990.022.00

The Cabinetmaking Set

800.515 - 800.520



Available with raised panel bits in two different profiles, these sets feature six router bits for making arched raised panel doors and professional drawer fronts. These sets include:

OGEE RAIL & STILE BITS: these two perfectly matched tools will eliminate the frustration of setting up reversible cutters. The stile bits also feature shear angles for neater cuts.

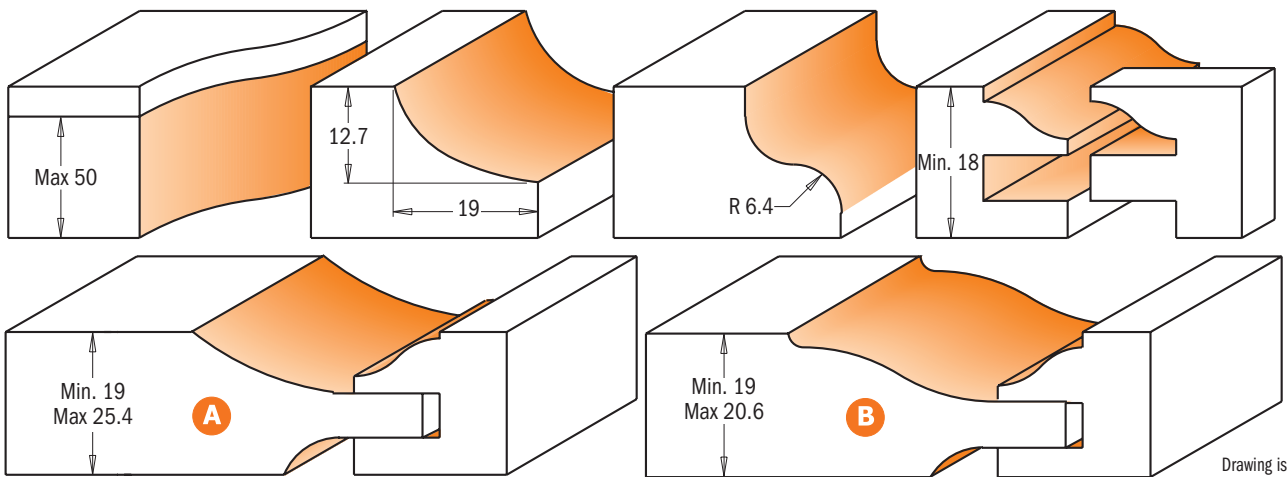
RAISED PANEL BIT WITH BACKCUTTER: this 88.9mm diameter bit features a backcutter for milling both the front and the back on the panel in a single cut. We recommend using a 31mm diameter bearing to work safely in two shallow passes.

SUPER-DUTY FLUSH TRIM BIT: this 19mm diameter bit gives you a superior cut with minimal chipping, even on end grain.

OGEE DOOR EDGE BIT: a subtle cove followed by a subtle roundover adds an elegant touch to your door edge.

DRAWER FRONT BIT: this bit makes a mini-raised panel cut on the outside edges of your drawer fronts.

DESCRIPTION	Box Qty	ORDER NO. S=Ø12.7mm
The Cabinetmaking Set - Profile A (6 pcs. HW)	1	800.515.11
The Cabinetmaking Set - Profile B (6 pcs. HW)	1	800.520.11



Small Arch Door Set



800.524 - 900.024

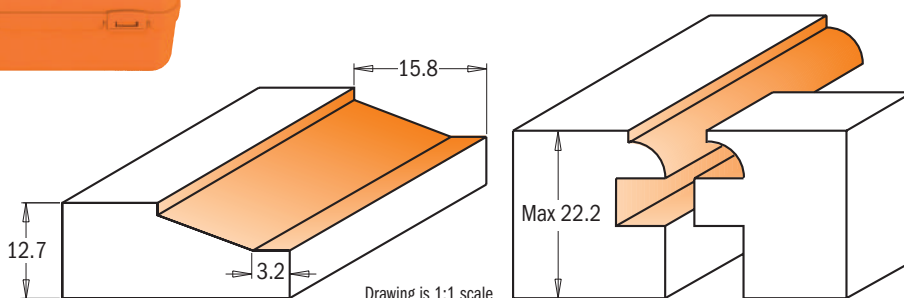


These 3 piece sets will produce beautifully raised panel doors with a classic bevelled profile. Designed for use in fine furniture making, these sets include two matched cope and stick bits to produce frames from 15.8mm to 19mm in thickness. The stick bit shapes a decorative 4.76mm thumbnail moulding along the edge of the frame.

The panel bit is designed for material 12.7mm in thickness. All bits are equipped with guide bearings for shaping curved work such as the small arched panel doors seen on secretaries and corner cabinetry. These sets also produce panels for small chests, lids for small boxes, or drawer fronts.

Available in 8mm and 12.7mm shanks.

DESCRIPTION	Box Qty	ORDER NO. S=Ø8mm	ORDER NO. S=Ø12.7mm
Small Arch Door Set (3 pcs. HW)	1	900.024.11	800.524.11





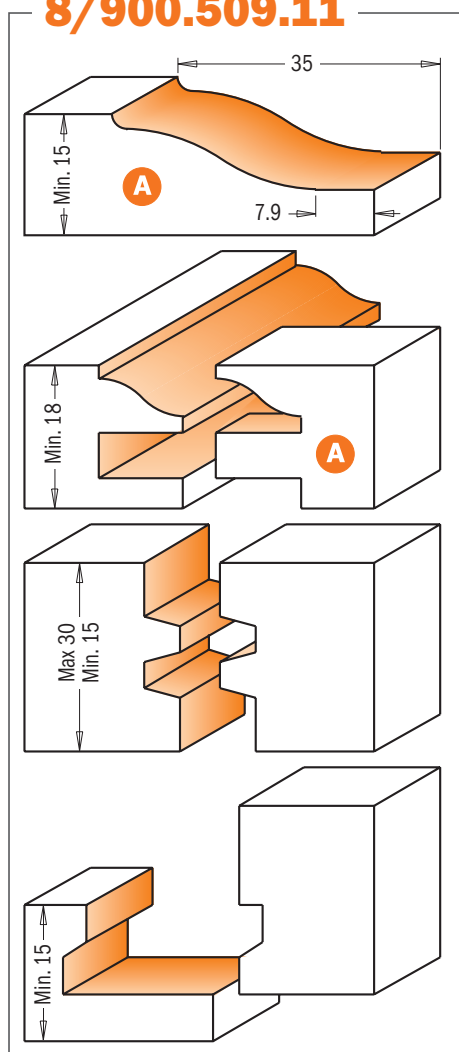
These CMT's sets aren't only a random selection of odds and ends packaged in a handy carry case, but they are also professional kits for drawer and door makers.

3 sets to choose from, 5 different bits to suit your needs: a raised panel bit, rail and stile bits, a glue joint and a drawer lock bit. Please refer to the illustrations below for complete profile options.

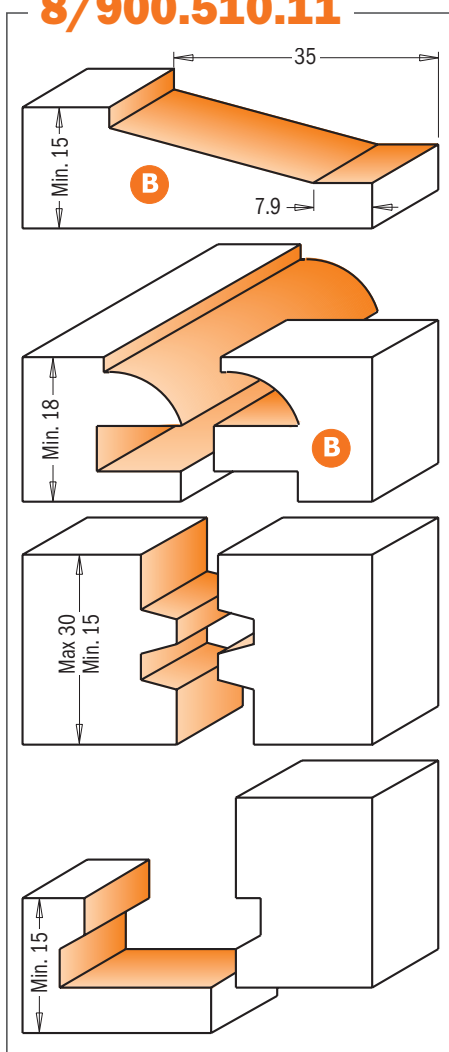


DESCRIPTION	1	ORDER NO. S=Ø12mm	ORDER NO. S=Ø12.7mm
CMT's Complete Kitchen Set - Profile A (5 pcs. HW)	1	900.509.11	800.509.11
CMT's Complete Kitchen Set - Profile B (5 pcs. HW)	1	900.510.11	800.510.11
CMT's Complete Kitchen Set - Profile C (5 pcs. HW)	1	900.511.11	800.511.11

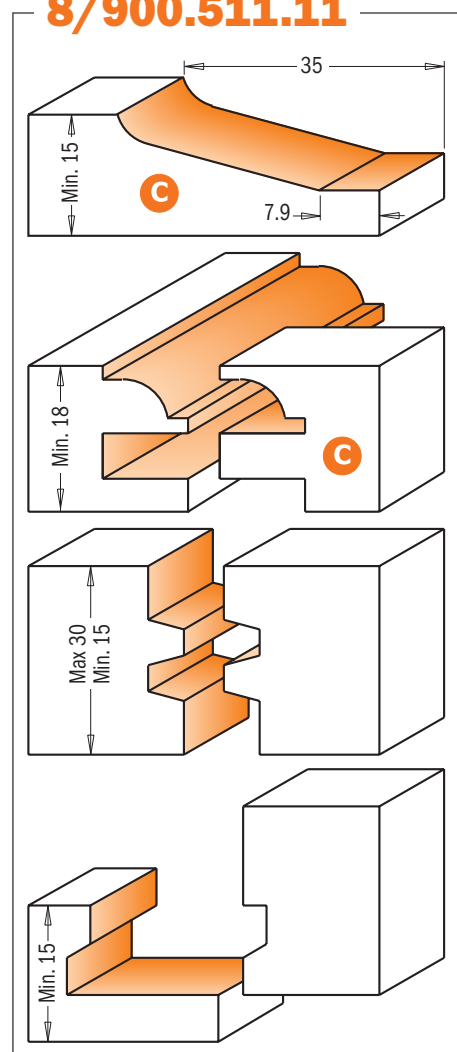
8/900.509.11



8/900.510.11



8/900.511.11



Drawing is 1:1 scale

Panalign Strips

Beautiful panel doors can be ruined by a poorly-aligned panel. Next time, slip panalign strips into the rails to keep panels perfectly centred while allowing for expansion. Unlike carpet foam, which eventually loses elasticity and ceases to work, the rubber in panalign strips is specially designed to spring back indefinitely. The rectangular shape makes the strips easy to handle. Typical doors require 4 to 8 strips each.

DIMENSION mm	QTY.	1	ORDER NO.
27x7x7	200	1	PNL-001

PNL-001



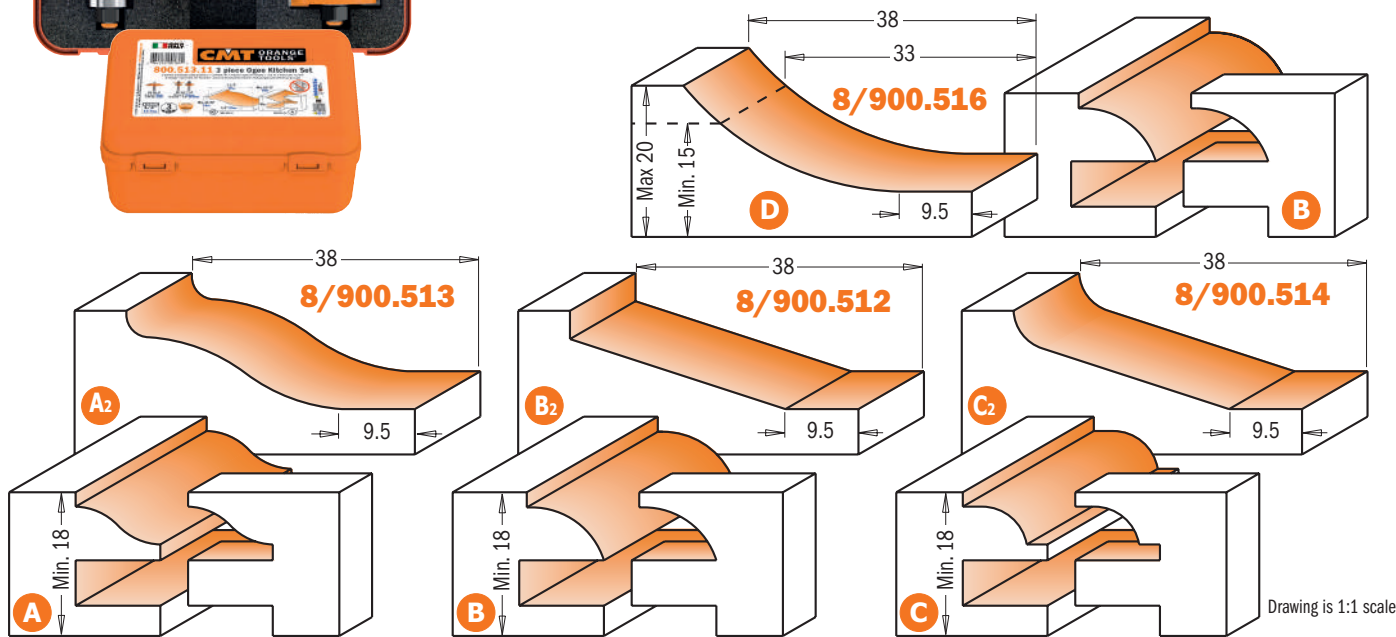
Kitchen Set



Our 3 piece kitchen set includes a couple of rail and stile bits and a raised panel bit. Choose among 4 possible profiles to make panel doors easily economically. Supplied in a protective carry case: perfect for keeping your bits safe, organized and within reach.



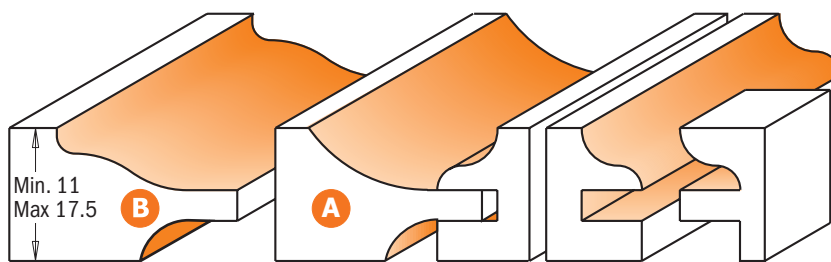
DESCRIPTION	1	ORDER NO. S=Ø12mm	ORDER NO. S=Ø12.7mm
Kitchen Set - Profile A+A ₂	1	900.513.11	800.513.11
Kitchen Set - Profile B+B ₂	1	900.512.11	800.512.11
Kitchen Set - Profile C+C ₂	1	900.514.11	800.514.11
Kitchen Set - Profile D+B	1	900.516.11	800.516.11



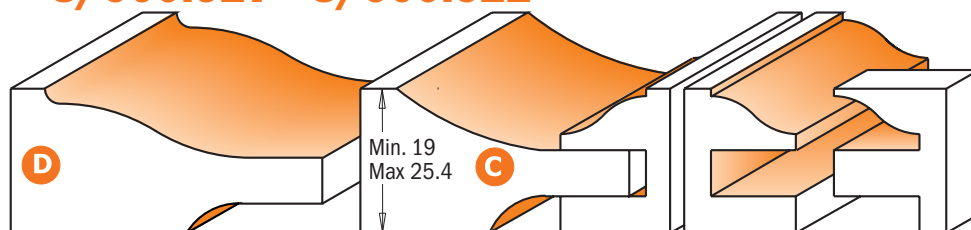
The Raised Panel Set with Backcutter



8/900.518 - 8/900.522



8/900.517 - 8/900.521



The set includes a choice of a cove or an ogee raised panel bit and an ogee rail & stile pair. All tools are supplied in a robust protective carry case.

DESCRIPTION	1	ORDER NO. S=Ø12mm	ORDER NO. S=Ø12.7mm
Junior Raised Panel Set - Profile A (3 pcs. HW) Ø63.5mm	1	900.518.11	800.518.11
Junior Raised Panel Set - Profile B (3 pcs. HW) Ø63.5mm	1	900.522.11	800.522.11
Junior Raised Panel Set - Profile C (3 pcs. HW) Ø89mm	1	900.517.11	800.517.11
Junior Raised Panel Set - Profile D (3 pcs. HW) Ø89mm	1	900.521.11	800.521.11

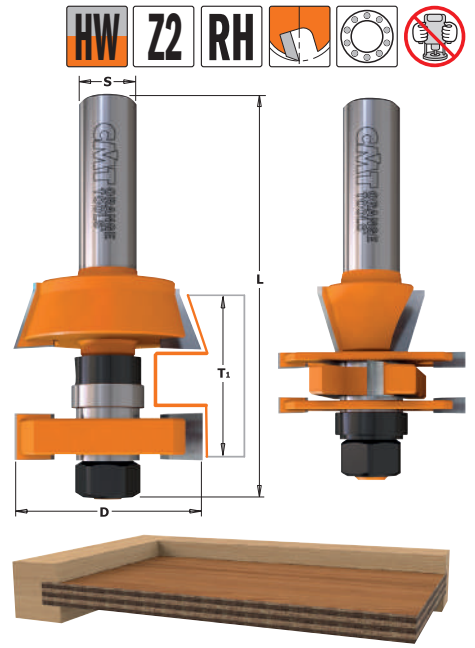
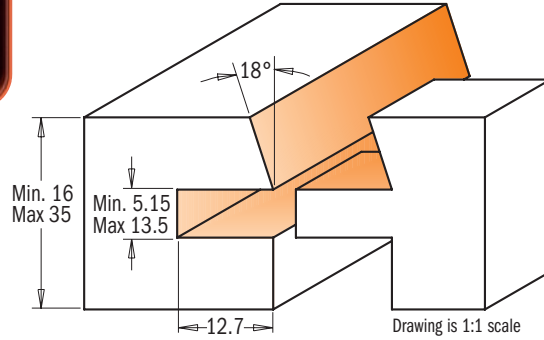
Adjustable Shaker Router Bit Set



8/900.624

These new bit sets are excellent for producing adjustable tongue and groove joints with a bevel, in order to eliminate panel rattle that may occur with the production of standard cabinets.

Cut precise grooves into your plywood veneered panels and make perfect rattle-free fits. To be used on table-mounted routers. Avoid using these bits in hand-held power tools.



D mm	T ₁ mm	A	L mm		ORDER NO. S=Ø12mm	ORDER NO. S=Ø12.7mm
41.2	16-35	18°	87	5	900.624.11	800.624.11

Spare parts

791.025.00	822.025.11	822.026.11	822.027.11	822.028.11	990.020.00	

Spare parts: 541.515.00 0.1mm spacer
541.516.00 0.3mm spacer
541.517.00 0.5mm spacer

541.518.00 1mm spacer
541.500.00 3mm spacer
541.519.00 5.8mm spacer

Adjustable Tongue & Groove Bit Set for Mission Style Cabinet Doors

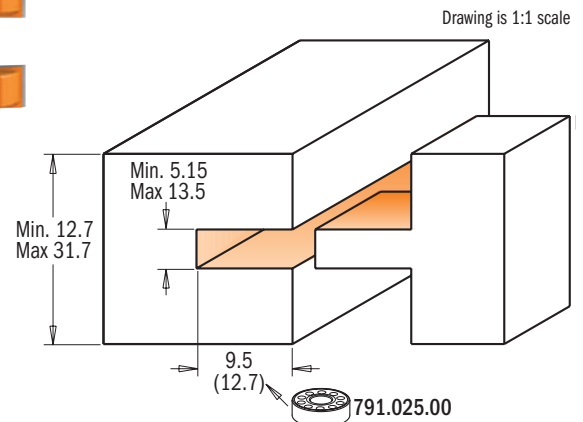



8/900.625

Exclusive CMT design which allows the perfect fit for undersized plywood panel. The tongue cutter features opposing shear angles to obtain flawless finishing on a large variety of materials such as plywood, softwood and hardwood.

For use on a table-mounted router. Not for handheld routers.

- Adjustable in 0.050mm (0.002") increments;
- For groove width from 5mm to 13.5mm;
- Cut stock thickness of 12.7mm to 31.7mm;
- Features micrograin carbide for longer life.



D mm	T ₁ mm		ORDER NO. S=Ø12mm	ORDER NO. S=Ø12.7mm
41.2	12.7-31.7	5	900.625.11	
41.2	12.7-31.7	5		800.625.11

Spare parts

924.136.00	791.012.00	822.025.11	822.026.11	822.027.11	822.028.11	990.020.00
824.136.00	791.012.00	822.025.11	822.026.11	822.027.11	822.028.11	990.020.00

Spare parts: 541.515.00 0.1mm spacer
541.516.00 0.3mm spacer
541.517.00 0.5mm spacer

541.518.00 1mm spacer
541.500.00 3mm spacer
541.519.00 5.8mm spacer

Slot Cutter Set



8/923.001

Create slots, grooves and rabbets on all materials using these slot cutter sets. Ideal for biscuit and tongue and groove joints. These sets include 4 different bearings to allow a cutting depth of 8mm, 9.5mm, 12.7mm and 14.3mm. Please refer to the chart below for applications and the correct cutter combinations.

SAFETY TIPS: never use the slot cutter sets without shims between cutters, whose distance can vary from 1mm to 1.7mm. Shims can also be positioned between the ball bearings and the cutters.



ASSEMBLY ILLUSTRATION

924.081.10 S=8mm
824.121.10 S=12.7mm
924.082.10 S=8mm
824.122.10 S=12.7mm
924.080.10 S=8mm
824.127.10 S=12.7mm
924.083.10 S=8mm
824.128.10 S=12.7mm

47.6

H

Spare parts		
H mm	Order No.	Order No.
14.3	8-19	791.034.00
12.7	8-22	791.005.00
9.5	8-28.5	791.030.00
8	8-31.5	791.033.00

DESCRIPTION	Box	ORDER NO. S=Ø8mm	Spare parts								
			2mm	3mm	4mm	5mm	6mm	924.081.10	924.082.10	924.080.10	924.083.10
Slot cutter set	1	923.001.11	822.320.11	823.330.11	823.340.11	823.350.11	822.360.11	924.081.10	924.082.10	924.080.10	924.083.10

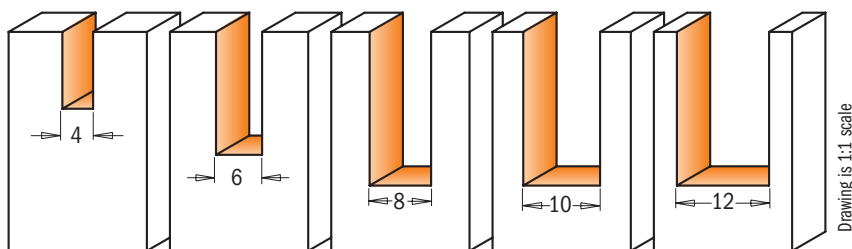
DESCRIPTION	Box	ORDER NO. S=Ø12.7mm	Spare parts								
			1.6mm	3.2mm	4mm	4.8mm	6.4mm	824.121.10	824.122.10	824.127.10	824.128.10
Slot cutter set	1	823.001.11	822.316.11	823.332.11	823.340.11	822.348.11	822.364.11	824.121.10	824.122.10	824.127.10	824.128.10

5 Piece Straight Bit Set & Profile Bit Set

A three 5 piece set with a selection of straight bits and the most popular profile router bits. Sold in a robust protective carry case.

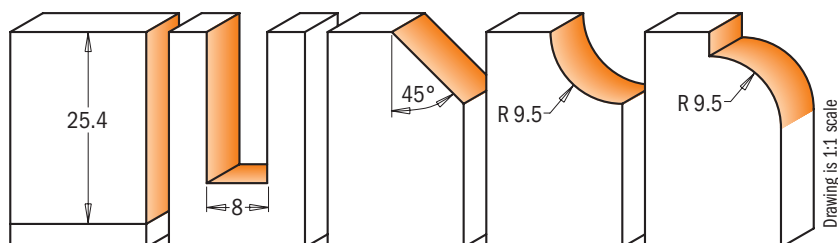


900.005.01



DESCRIPTION	Box	ORDER NO. S=Ø8mm
5 Piece Straight Bit Set	5	900.005.01

7/900.005.03



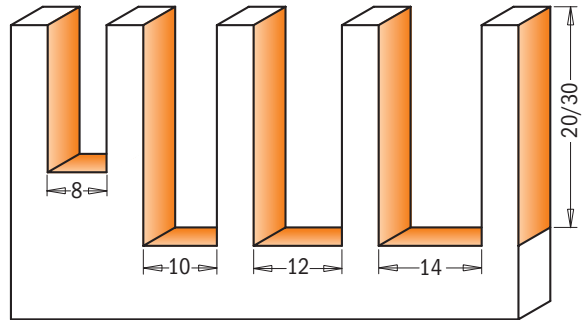
DESCRIPTION	Box	ORDER NO. S=Ø6mm	ORDER NO. S=Ø8mm
5 Piece Profile Bit Set	5	700.005.03	900.005.03

Router Bit Set with Insert Knives



600.005.01

This set is the perfect companion for the professional craftsman. We offer the 5 most popular bits with reversable knives complete with 10 spare knives and 2 TORX® keys. They are perfect for working on all materials such as solid wood, wood derivatives, laminates, MDF, and plastic materials. For use with a hand held, point-to-point machine or CNC router.



Drawing is 1:1 scale

SAFETY TIPS

The **TW-006** Torque Screwdriver is recommended for the proper fastening of screws (see page 421).

DESCRIPTION	Box Icon	ORDER NO. S=Ø8mm
Router Bit Set with Insert Knives	1	600.005.01

10 spare knives and 2 TORX® keys included

SET CONTAINS	D mm	I mm	KNIVES	Box Icon	ORDER NO. S=Ø8mm
Straight Router Bit with Knife	8	20	790.200.01 - 20 x 4.1 x 1.1mm		651.080.11
Straight Router Bit with Knife	10	30	790.300.01 - 30 x 5.5 x 1.1mm		651.100.11
Straight Router Bit with Knife	12	30	790.300.01 - 30 x 5.5 x 1.1mm		651.120.11
Straight Router Bit with Knife	14	30	790.300.01 - 30 x 5.5 x 1.1mm		651.140.11
Flush Trim Bit with Knife	19	30	790.300.00 - 30 x 12 x 1.5mm	791.007.00	657.191.11



5 Piece Spiral Bit Set



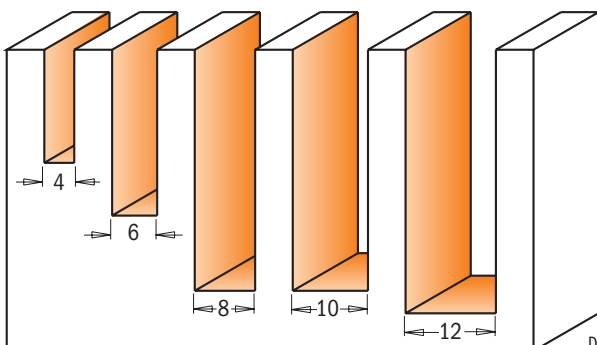
191.0/192.0



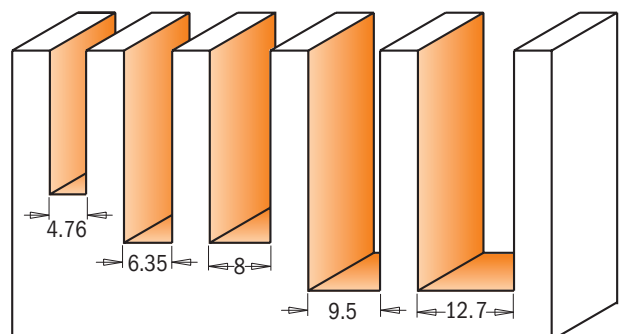
This new set of high quality solid tungsten carbide upcut and downcut spiral bits come in the most popular diameters: 4-8-10-12mm. These bits featuring sharp long-lasting cutting edges guarantee perfect high quality cuts, and the spiral layout allows for a more efficient chip ejection. Recommended for use on hardwood, wood derivatives, laminates and plastic materials.



DESCRIPTION	Box Icon	ORDER NO. S=Ø8mm	ORDER NO. S=Ø6.35-12.7mm
5 Piece Upcut Spiral Bit Set (Ø4 - 6 - 8 - 10 - 12mm)	5	191.000.01	
5 Piece Downcut Spiral Bit Set (Ø4 - 6 - 8 - 10 - 12mm)	5	192.000.01	
5 Piece Upcut Spiral Bit Set (Ø4.76 - 6.35 - 8 - 9.5 - 12.7mm)	5		191.000.02
5 Piece Downcut Spiral Bit Set (Ø4.76 - 6.35 - 8 - 9.5 - 12.7mm)	5		192.000.02



Drawing is 1:1 scale



CONTRACTOR ROUTER BIT FROM CMT



DELUXE PACKAGING



For value-driven contractors, remodelers and DIYers. Great quality/price ratio and long-lasting performance.



HEAT-TREATED SHANK & BODY FOR GREATER DURABILITY

The bits are made from the finest steel hardened to reach 58 Rockwell which ensures durability and good cutting performance.



ANTI-KICKBACK DESIGN

Controls depth of cut and minimizes kickback reducing your risk of injury.



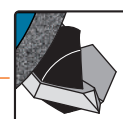
SINTERHIP HI-DENSITY CARBIDE

New process called SinterHIP (Hot Isostatic Pressing), helps prevent material failure and increases cutting life.



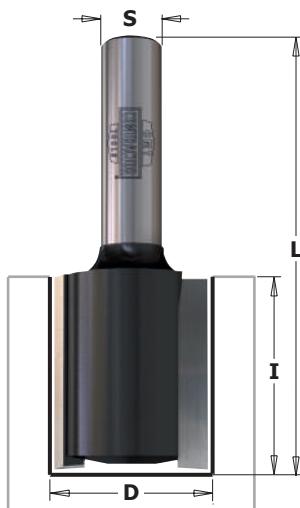
BLACK COATING

Protects against corrosion and provides a longer bit life.



PRECISION GROUND CUTTING EDGES

Each cutting edge is precisely sharpened to obtain a sharp and durable cutting angle.

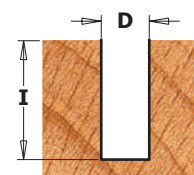


K911-K912

Designed for making slots and routing channels in wood and wood composites. Hi-Density carbide-tipped cutting edges provide smooth performance and a precise cut. Engineered for efficient chip clearance.



D mm	I mm	L mm	Z		ORDER NO. S=Ø8mm
3	8	51	1	10	K911-030
4	11	51	1	10	K911-040
5	12.7	51	1	10	K911-050
6	16	51	1	10	K911-060
6	25.4	57	2	10	K912-060
8	20	51	2	10	K911-080
8	32	62	2	10	K912-080
10	20	51	2	10	K911-100
10	32	62	2	10	K912-100
12	20	51	2	10	K911-120
12	32	62	2	10	K912-120
14	25.4	56	2	10	K911-140
15	25.4	56	2	10	K911-150
16	25.4	56	2	10	K911-160
18	25	56	2	10	K911-180
20	25	56	2	10	K911-200
22	25.4	56	2	10	K911-220
24	25.4	56	2	10	K911-240
25	25.4	57	2	10	K911-250



Drawing is 1:1 scale

Straight Bits with Centre Tip

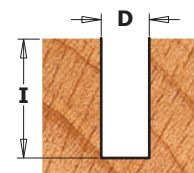


K174

Thanks to the center tip the cutting edge allows you to execute any kind of plunge drilling and trimming jobs on soft or hardwood, wood composites and plastic or laminated materials.



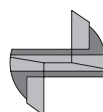
D mm	I mm	L mm	Z		ORDER NO. S=Ø8mm
8	20	51	2+1	10	K174-080
8	40	90	2+1	10	K174-082
10	20	51	2+1	10	K174-100
10	40	90	2+1	10	K174-101
12	20	51	2+1	10	K174-120
12	40	90	2+1	10	K174-121
16	20	51	2+1	10	K174-160
16	40	90	2+1	10	K174-161
18	20	51	2+1	10	K174-180
20	20	51	2+1	10	K174-200
22	20	70	2+1	10	K174-220



Drawing is 1:1 scale

PLUNGE CENTRE TIP

This particular kind of cutting edge guarantees long-lasting performance during plunging operations.



Pattern Bits

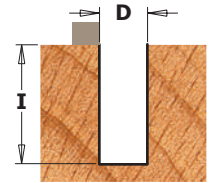


K911B

Our pattern bit makes template routing easy and accurate. Create cabinets, furniture, signs, toys or just about any other project you can imagine. Our smooth-running top bearing will glide along your template creating a perfect copy in the wood piece below.



D mm	I mm	L mm	Z		ORDER NO. S=Ø8mm
16	25.4	70	2	10	K911-160B
22	25.4	70	2	10	K911-220B



Drawing is 1:1 scale

Flush Trim Bits




K906

Precise flush trimming of wood or laminate material. Bottom bearing runs effortlessly against finished work piece delivering a smooth to the touch flush trim cut. Two carbide-tipped cutting edge design optimizes performance.




I mm	D mm	L mm	Z		ORDER NO. S=Ø8mm
14	9.5	56	2	10	K906-096
25.4	12.7	67	2	10	K906-127
25.4	19	67	2	10	K906-191



Drawing is 1:1 scale

Round Nose Bits

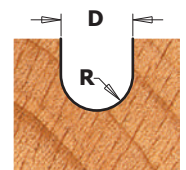


K914

Designed for sign and cabinet makers. Use the round nose to make decorative doors, drawer fronts, signs or add a design to any other creative project. Features two carbide-tipped cutting edges that provide a smooth cut in wood and wood derivatives.




R mm	D mm	I mm	L mm		ORDER NO. S=Ø8mm
3	6	9.5	40	10	K914-060
4.75	9.5	9.5	40	10	K914-095
6.35	12.7	12.7	40	10	K914-127
8	16	12.7	45	10	K914-160
9.5	19	12.7	46	10	K914-190



Drawing is 1:1 scale

V-Groove Bits

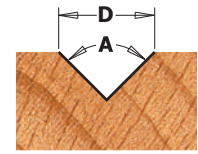


K915-K958

Make a clean sharp v-groove in panel and drawer fronts for decorative projects. Good for engraving letters for signs, they feature two sharp carbide-tipped cutting edges for smooth fast cutting. Choose from our 60° or 90° V-groove angle.



D mm	I mm	A	L mm	Z		ORDER NO. S=Ø8mm
12.7	12.7	90°	45	2	10	K915-127
16	16	90°	45	2	10	K915-160
31.8	20	90°	60	2	10	K915-317
11	14	60°	45	2	10	K958-110



Drawing is 1:1 scale

Decorative Ogee Bit

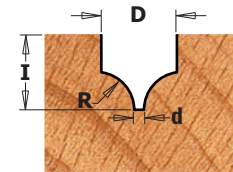


K965

This new CMT bit produces a classic single or double-edged bead. Ideal for creating a marked decorative effect on panel, door and drawer work.



D mm	d mm	I mm	R mm	L mm		ORDER NO. S=Ø8mm
10	1.3	10	5	50.8	10	K965-100



Drawing is 1:1 scale

Keyhole Bit

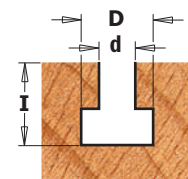


K950

Easily create a hardware-free way to hang pictures and plaques on a wall. Cuts a keyholed groove or slot in a variety of materials such as wood, plywood and laminates.




D mm	d mm	I mm	L mm		ORDER NO. S=Ø8mm
9.5	4.76	11.1	48	10	K950-095



Drawing is 1:1 scale

Dovetail Bit

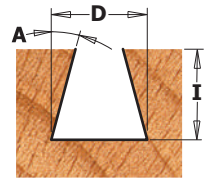


K918

Use our bits with some of the most popular dovetail jigs on the market to create clean dovetail joints in wood and wood composite material. Balanced for good performance.




D mm	I mm	L mm	A		ORDER NO. S=Ø8mm
12.7	12	45	14°	10	K918-127



Drawing is 1:1 scale

Slot Cutters



K922

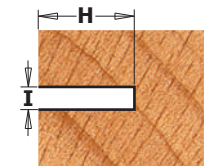
Uses for these 2 wing slot cutter are almost infinite. Cut slots and grooves for splines, biscuits, T-molding or tongue and groove joints.



NOTE: For biscuit joints, use I=4mm slot cutter.


I mm	D mm	H mm	Z		ORDER NO. S=Ø8mm
3	40	12.5	2	10	K922-330A
4	40	12.5	2	10	K922-340A
5	40	12.5	2	10	K922-350A
6	40	12.5	2	10	K922-360A

Ricambi: 791.024.00 Cuscinetto Ø6-15mm
990.095.00 Dado esagonale M6 UNI-5588



Drawing is 1:1 scale

Chamfer Bit



K936

Produce clean, accurate bevel or chamfer edges for edge jointing, decorative edges or perfectly aligned boxes. Features two carbide-tipped cutting edges, anti-kickback design with heat treated shank and body for durability. Bottom bearing included.




D mm	I mm	A	L mm		ORDER NO. S=Ø8mm
35	15	45°	56	10	K936-350



Drawing is 1:1 scale

Rabbeting Bit

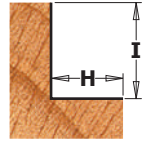


K935

Ideal for creating inset doors and drawer fronts or to re-groove old window frames to accept a panel of glass. Features two carbide-tipped cutting edges, anti-kickback design with heat treated shank and body for durability. Bottom bearing included.

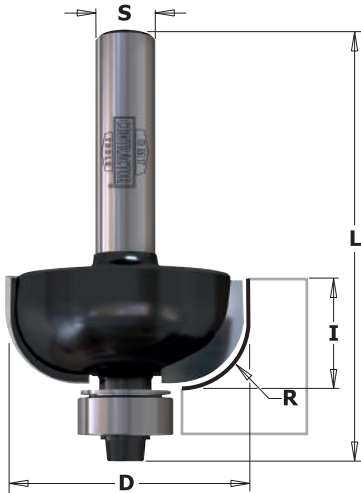


D mm	I mm	H mm	L mm		ORDER NO. S=Ø8mm
31.8	12.7	9.5	54	10	K935-317



Drawing is 1:1 scale

Cove Bits




K937

Give your doors and drawer fronts an elegant touch. Pair a cove bit with a roundover bit to create decorative elements on your furniture projects. Features two carbide-tipped cutting edges, anti-kickback design, heat treated shank and body for durability. Bottom bearing included.



D mm	I mm	R mm	L mm		ORDER NO. S=Ø8mm
31.8	14	9.5	56	10	K937-317
38.1	16	12.7	62	10	K937-380



Drawing is 1:1 scale

Ovolo Bit



K927

Ideal for furniture makers, you get a roundover with top and bottom bead all in one. Bit equipped with two carbide-tipped cutting edges, features anti-kickback design and heat treated shank and body for increased durability.




D mm	I mm	R mm	L mm		ORDER NO. S=Ø8mm
25.4	14.3	6.3	46	10	K927-064



Drawing is 1:1 scale

Roundover & Beading Bits

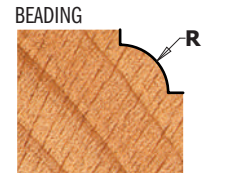
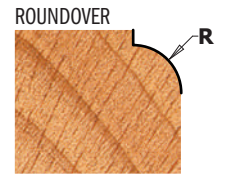


K938

A popular profile for taking the edge off a sharp corners. When partnered with a cove bit, you can create a drop-leaf table or other intricate projects. Bits equipped with two carbide-tipped cutting edges, anti-kickback design, and heat treated shank/body for increased durability. Bottom bearing included.



D mm	I mm	R mm	L mm		ORDER NO. S=Ø8mm
16.7	7.9	2	51	10	K938-167
18.7	10.5	3	53	10	K938-187
22.2	12.7	4.8	54	10	K938-222
25.4	13.5	6.3	55	10	K938-254
28.7	15.5	8	53	10	K938-287
31.8	16.5	9.5	58	10	K938-317
38.1	19	12.7	61	10	K938-380
44.7	22.2	16	67	10	K938-445

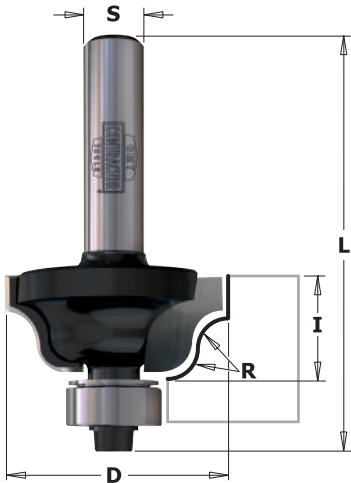


Drawing is 1:1 scale



EACH BIT INCLUDES A 9mm (3/8") BEARING FOR BEADING PROFILES

Roman Ogee Bit

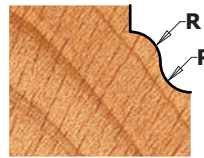


K940

A very popular bit for making a wavy profile which, gives a touch of class to your furniture. These bits feature an anti-kickback design, rust-resistant black coating and include a smooth running bearing for template work.

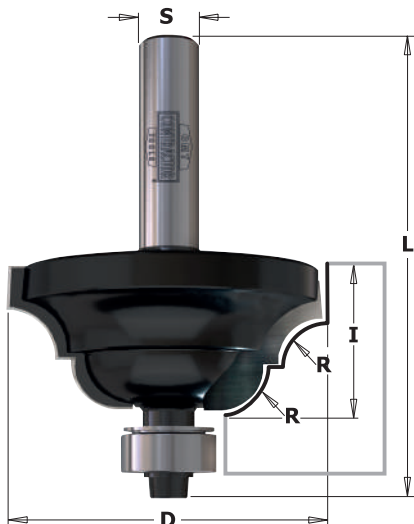


D mm	I mm	R mm	L mm		ORDER NO. S=Ø8mm
28.6	12.7	4	54	10	K940-286



Drawing is 1:1 scale

Classical Ogee Bits



K941

This bit produces both a concave and a convex profile on your work piece for smooth eye-catching detail! They feature 2 sharp cutting edges, rust-resistant black coating and are equipped with a bottom bearing for easy template work on both natural wood and wood-based materials.




D mm	I mm	R mm	L mm		ORDER NO. S=Ø8mm
42.9	18	6.3	60	10	K941-430



Drawing is 1:1 scale

Finger Pull Bit

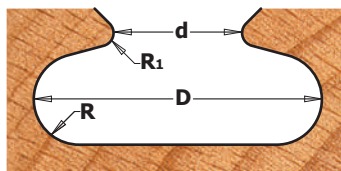


K955

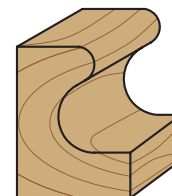


Why interrupt the subtle linearity of an all-wood drawer front or cabinet door with a metal knob or handle? Use these finger pull bits and make a harmonious wooden handle. Two options are available: a template profile made directly in the wood or a European-style hardwood pull as illustrated below.

D mm	d mm	I mm	R mm	R ₁ mm	L mm		ORDER NO. S=Ø8mm
19.05	9.5	19.05	4.8	2.4	57.2	10	K955-190
38.1	17	20.7	6	1.8	55.4	10	K955-380



Drawing is 1:1 scale



5 Piece Straight Router Bit Set



K900-005-01



D mm	I mm	L mm	Z	ORDER NO. S=Ø8mm
4	11	51	1	K911-040
6	16	51	1	K911-060
8	20	51	2	K911-080
10	20	51	2	K911-100
20	25	56	2	K911-200

5 Piece Basic Router Bit Set




K900-005-02



D mm	I mm	R mm	L mm	A	ORDER NO. S=Ø8mm
12	20		51		K911-120
16	25.4		70		K911-160B
12.7	25.4		67		K906-127
25.4	13.5	6.3	55		K938-254
35	15		56	45°	K936-350

Replacement Bearing Set



79101

Pack Qty. 10

SET INCLUDES	PIECES
3/8" Bearing	1
1/2" Bearing	1
3/8" Dust Shields	1
1/2" Dust Shields	1
Screw	1
Hex Key	1

CMT **ORANGE**
TOOLS[®]

C.M.T. UTENSILI S.p.A.

Via della Meccanica, sn
61122 Pesaro (PU) - Italia

Tel. +39 0721 48571

Fax +39 0721 481021

info@cmtorangetools.com



03.60.3006