

www.cmtorangetools.com

 **Securely fasten CMT Dado on machine using manufacturer's recommended dado arbor nut.**

Nominal Widths	6mm	7mm	8mm	9mm	10mm	11mm	12mm	13mm	14mm	15mm	16mm	17mm	18mm	19mm	20mm
Left Blade	•	•	•	•	•	•	•	•	•	•	•	•	•	•	•
Right Blade	•	•	•	•	•	•	•	•	•	•	•	•	•	•	•
Chipper 3.14mm	0	0	0	0	1	1	1	2	2	2	2	3	3	3	3
Lock Spacer 1.6mm	0	0	1	1	0	1	1	0	1	1	2	0	1	2	2
Shim 0.1mm	0	0	0	2	1	0	0	0	1	1	0	4	0	0	2
Shim 0.2mm	0	1	2	2	1	1	2	1	0	1	1	2	1	2	2
Mag. Shim 0.3mm	0	1	0	1	0	0	1	0	0	1	1	1	1	0	1
Mag. Shim 0.5mm	0	1	0	1	1	0	1	1	0	1	0	1	1	0	1

Always use both outside blades. Never use the chippers by themselves, or with only one outside blade.

 Never use as a blade reduction ring.



SET INCLUDES:


- A - Left Outside Blade 203mm (qty: 1)
- B - Right Outside Blade 203mm (qty: 1)
- C - Chippers 3.14mm (qty: 3)
- D - Lock Spacers 1.6mm (qty: 3)
- E - Shims 0.1mm (qty: 5)
- F - Shims 0.2mm (qty: 2)
- G - Magnetic Shim 0.3mm (qty: 1)
- H - Magnetic Shim 0.5mm (qty: 1)

SPARE PART SET: 299.000.08

INSTRUCTIONS ON FRONT & BACK OF INSERT MUST BE USED TOGETHER



DOWNLOAD THESE INSTRUCTIONS SHEETS FROM OUR WEBSITE



CMT ORANGE TOOLS®



Item # 230.312.08M



203MM LOCKED Z12 DADO PRO



Woods, Laminates & Melamines, Veneered Plywoods

30MM Bore Eje/Foro
INTERNATIONAL PATENT EP4347203 B1



First ever DADO in compliance with **EU REGULATIONS**




- Compatible with most radial arm saws and stationary table saws, including Sawstop®.
- Easy pre-assembly out of machine. Once stacked, no alignment necessary.
- Cutting teeth/assembled elements never come in contact each other, even when brake safety system kicks in.

Cuts All Sizes from 6MM to 20MM

Includes Shims & Spacers set for micro-thin adjustability



For flat bottom grooves & virtually splinter-free cuts



SETTING 2

LOCK KEYS
LLAVES DE ARRASTRE
CHIAVETTE DI TRASCINAMENTO




FIG. 3

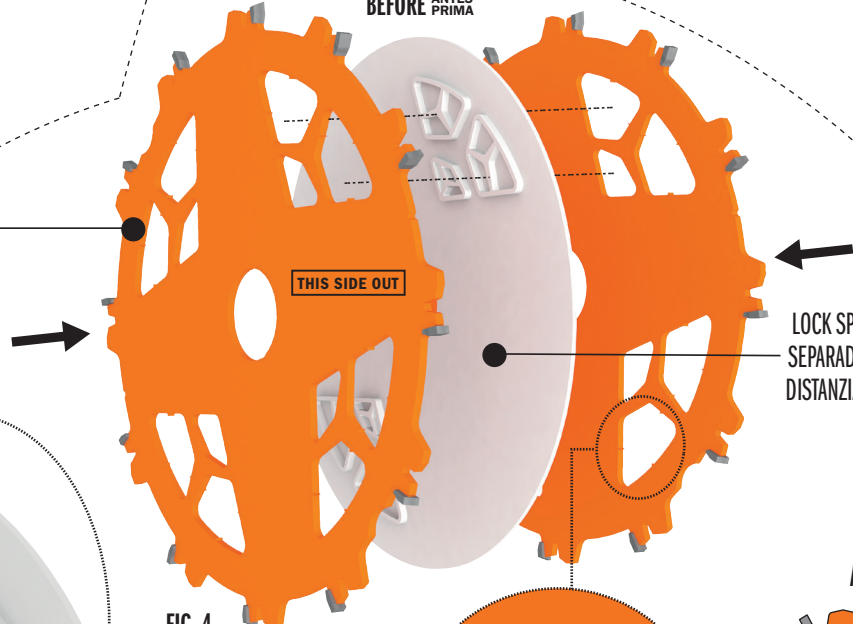
OUTSIDE BLADE
SIERRA EXTERNA
LAMA ESTERNA



THIS SIDE OUT

FIG. 4

BEFORE ANTES PRIMA



LOCK SPACER
SEPARADORES
DISTANZIATORE

AFTER DESPUÉS DOPO




FIG. 5

CMT ORANGE TOOLS®



Item # 230.312.08M



INTERNATIONAL PATENT
EP4347203 B1



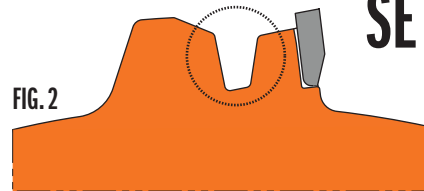
First ever DADO
in compliance with
EU
REGULATIONS



INSTRUCTIONS
ON FRONT & BACK
OF INSERT MUST
BE USED TOGETHER
DOWNLOAD THESE
INSTRUCTIONS SHEETS
FROM OUR WEBSITE

SETTING 1

FIG. 2



BEFORE ANTES PRIMA

AFTER DESPUÉS DOPO

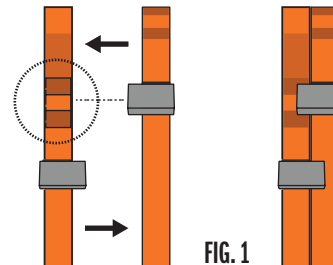


FIG. 1

SETTING 4

A-B
OUTSIDE BLADE
SIERRA EXTERNA
LAMA ESTERNA

C
CHIPPER
SIERRA INTERNAS
LAMA INTERNA

D
LOCK SPACER
SEPARADORES
DISTANZIATORE

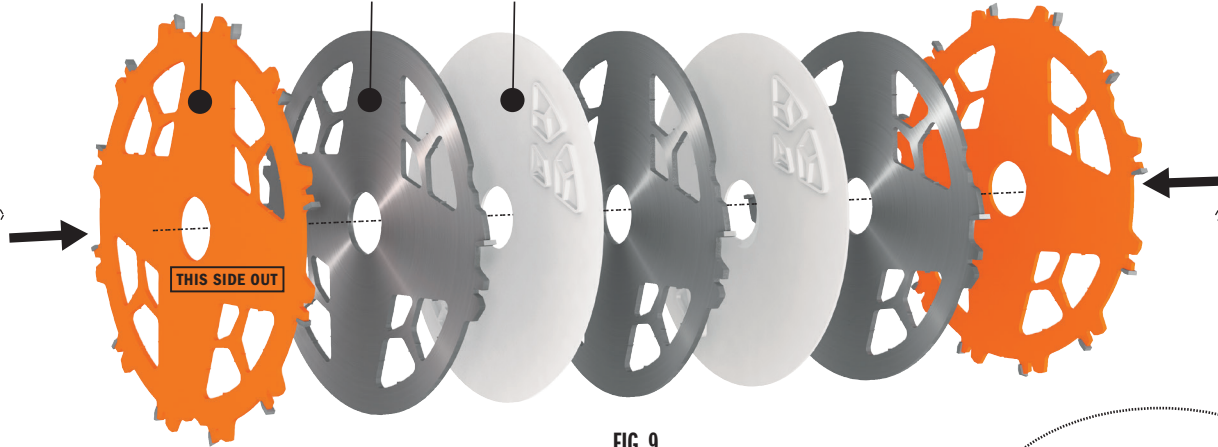
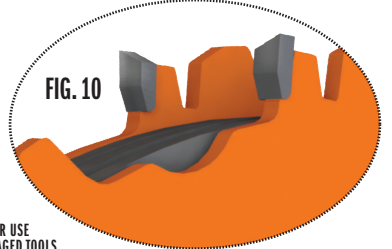
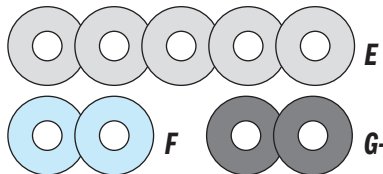


FIG. 9

MICRO-THIN ADJUSTMENT SHIMS
ESPESORES DE MICROREGULACIÓN
SPessori DI MICROREGOLAZIONE



03.55.0609 VERS-2026-06



www.cmtorangetools.com

SETTING 3

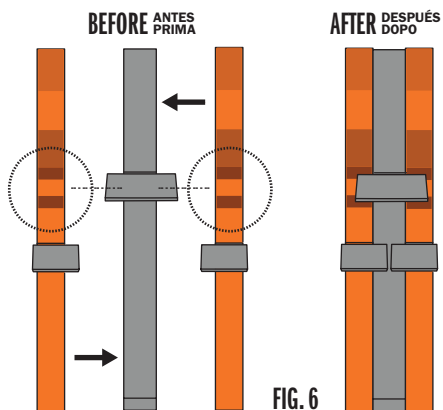
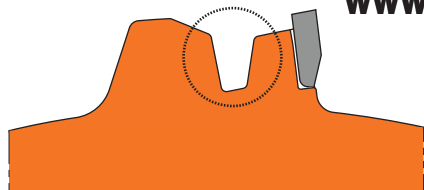


FIG. 6

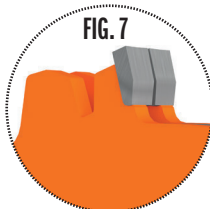


FIG. 7

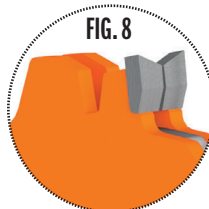


FIG. 8